

# Transportation Worksheets

Please visit [themeasuredmom.com](https://www.themeasuredmom.com) to learn how to use this printable:

<https://www.themeasuredmom.com/transportation-worksheets-for-preschool-20-free-pages-of-literacy-and-math/>

## Thank you for respecting our Terms of Use


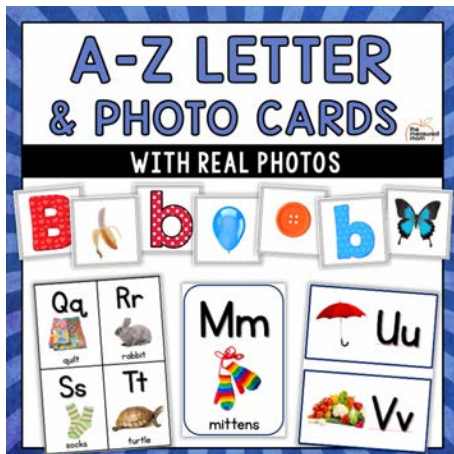
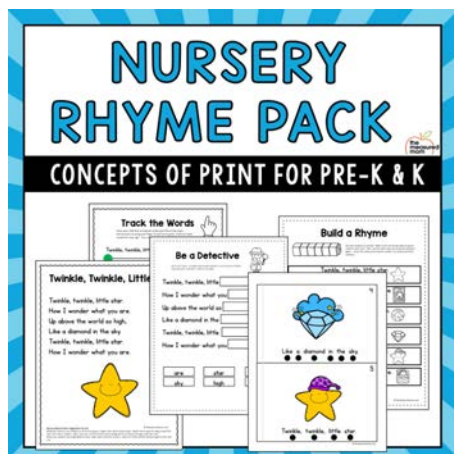
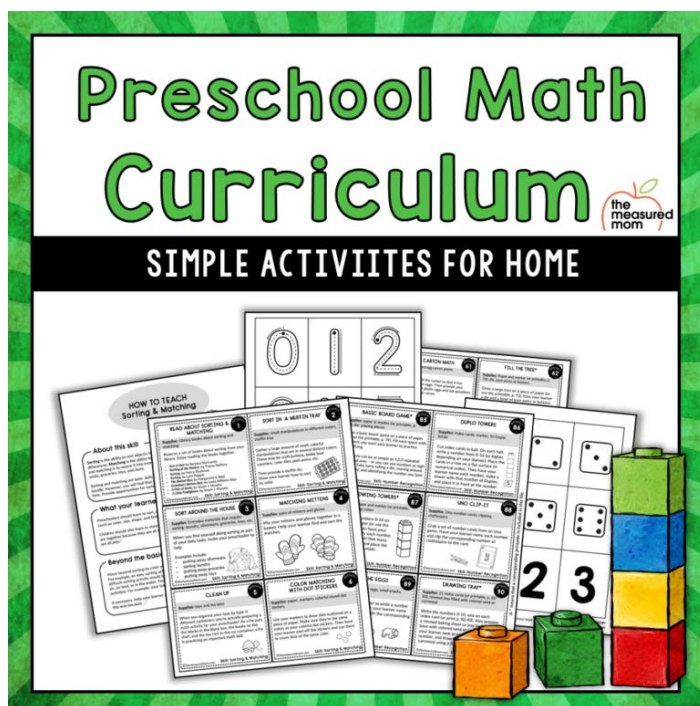
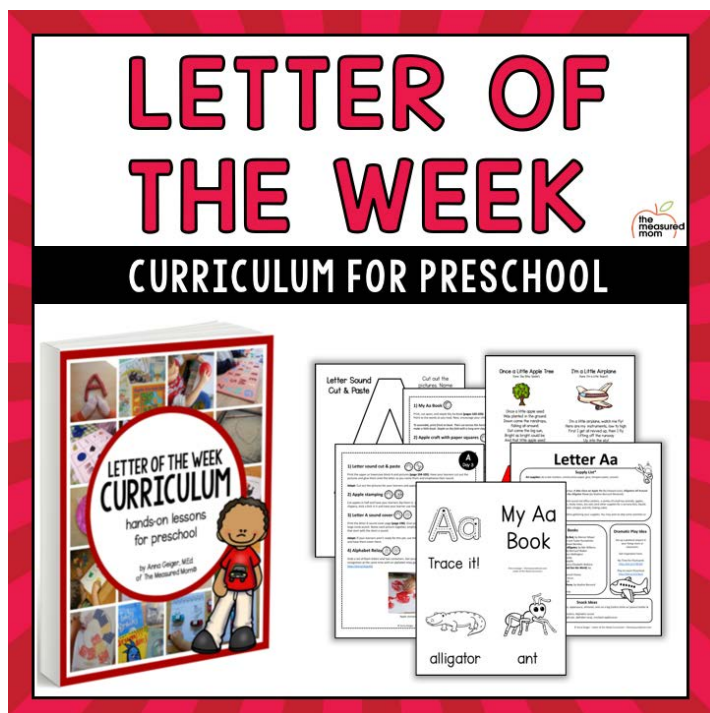


*The unauthorized reproduction or distribution of a copyrighted work is illegal. Criminal copyright infringement, including infringement without monetary gain, is investigated by the FBI and is punishable by fines and federal imprisonment.*

- **YOU MAY** use this file for your own personal, non-commercial use.
- **YOU MAY** print as many copies as you'd like to use in your classroom, home, public library, or tutoring setting.
- **YOU MAY** download this file by visiting <https://www.themeasuredmom.com>.
- **YOU MAY** save this file on your computer.
- **YOU MAY** share the link to the web page where the printable can be found.
- **YOU MAY NOT** link directly to the pdf file. Instead, link to the web page where it can be downloaded.
- **YOU MAY NOT** alter this file or claim this file as your own.
- **YOU MAY NOT** sell or in any way profit from this file. It is also illegal to print this file and sell the printed copy.
- **YOU MAY NOT** use this or any other printable from The Measured Mom on Outschoool.
- **YOU MAY NOT** e-mail this file OR store it on any location where others can download it (Amazon Inspire, Dropbox, Facebook groups and forums, etc.). If you would like to use this file for distance learning, please contact us directly for permission at <https://www.themeasuredmom.com/contact/>.

Clip art by PinkPueblo

## resources from the shop!



# Find me here

**Blog:** <https://www.themeasuredmom.com/>

**Membership:** <https://membership.themeasuredmom.com/>

**Podcast:** <https://www.themeasuredmom.com/triplerteachingpodcast/>

**Teaching Every Reader course:** <https://www.teachingeveryreader.com/>

**Teaching Every Writer course:** <https://www.teachingeverywriter.com/>

**Facebook:** <https://www.facebook.com/themeasuredmom/>

**Pinterest:** <https://www.pinterest.com/themeasuredmom/>

**Instagram:** <https://www.instagram.com/themeasuredmom/>

**Contact:** <https://www.themeasuredmom.com/contact/>

## Printing trouble?

**If the file is printing strangely** (usually with extra black boxes), please download the free Adobe Reader to your computer. Open and print using that program. 99% of the time, this solves it!

You can get it here: <https://get.adobe.com/reader/>



# You're invited to join The Measured Mom Plus!

- our membership site for Pre-K to 3rd grade educators -



- ✓ **Save hours of time** with our one-click printable library. You'll find hundreds of math and literacy resources for Pre-K through third grade.
- ✓ Get **free no-print resources** that are perfect for at-home use and distance learning.
- ✓ Recharge your teaching with on-demand **video workshops and mini-courses** that you can watch 24/7.
- ✓ **Save 33% on all products from The Measured Mom Shop.**

[LEARN MORE](#)




Name \_\_\_\_\_


Count the vehicles. Circle or stamp the correct number. (1-10)




1      3      2




5      4      3



8      10      9




3      6      4




7      6      8



8      9      10




6      4      5



10      9      8

Name \_\_\_\_\_


Count the vehicles. Circle or stamp the correct number. (1-5)




1      3      2




5      4      2



2      3      4




1      2      3





3      5      4



3      2      1




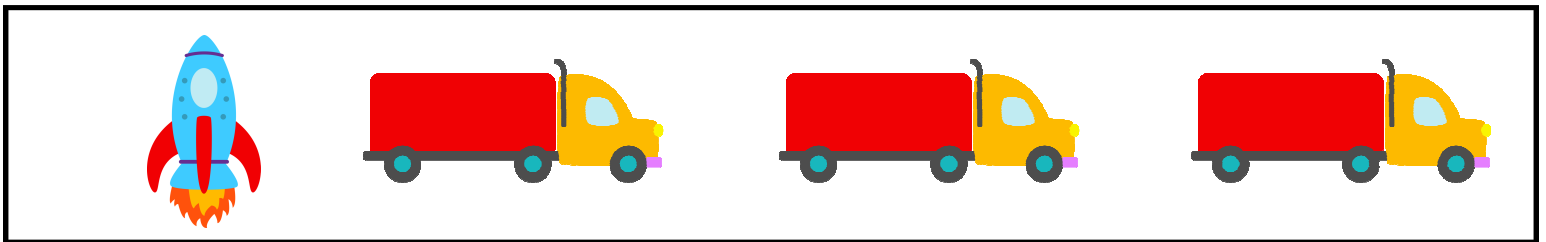




3      4      5



2      4      1



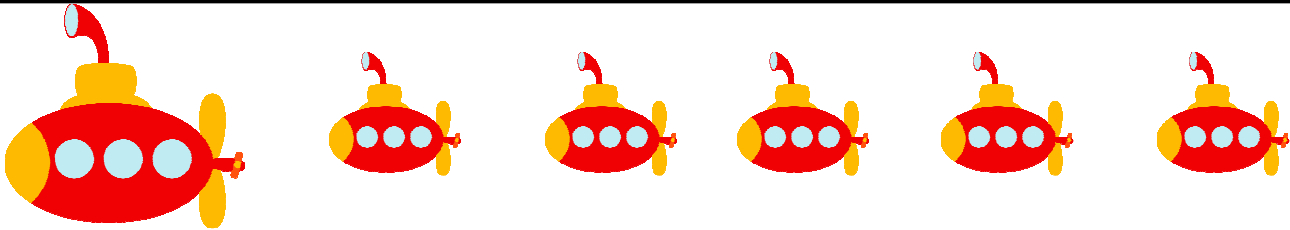

Name \_\_\_\_\_

Which picture doesn't belong? Circle or stamp it. (Level 1)






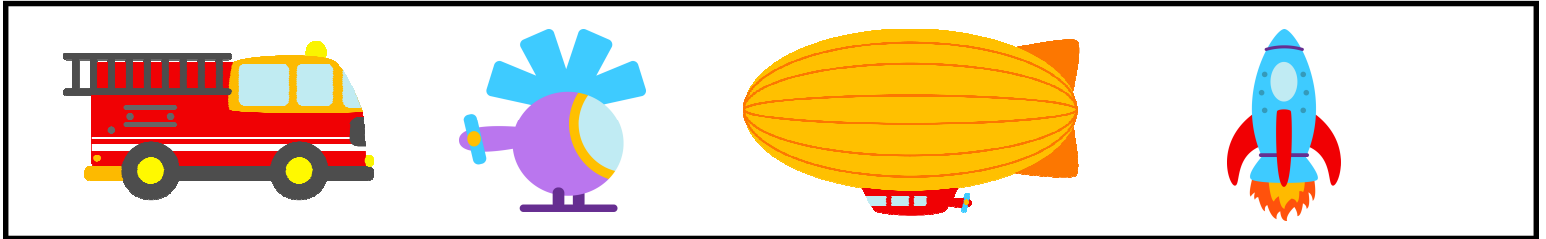


Name \_\_\_\_\_

Which picture doesn't belong? Circle or stamp it. (Level 2)





Name \_\_\_\_\_

Which picture doesn't belong? Circle or stamp it. (Level 3)



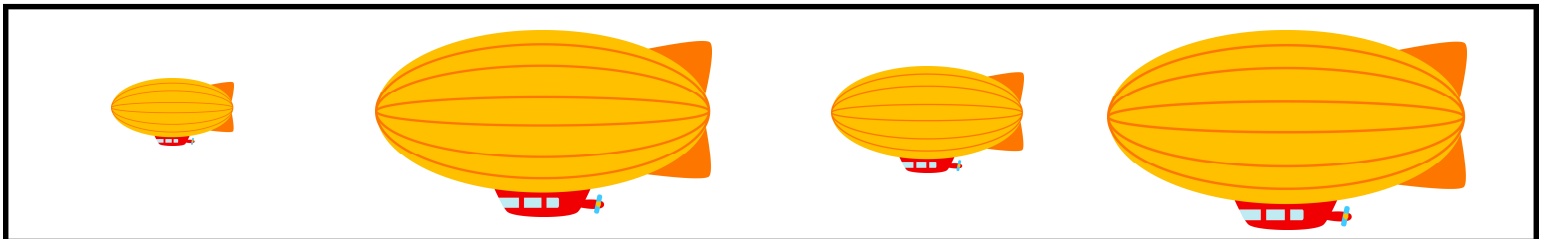
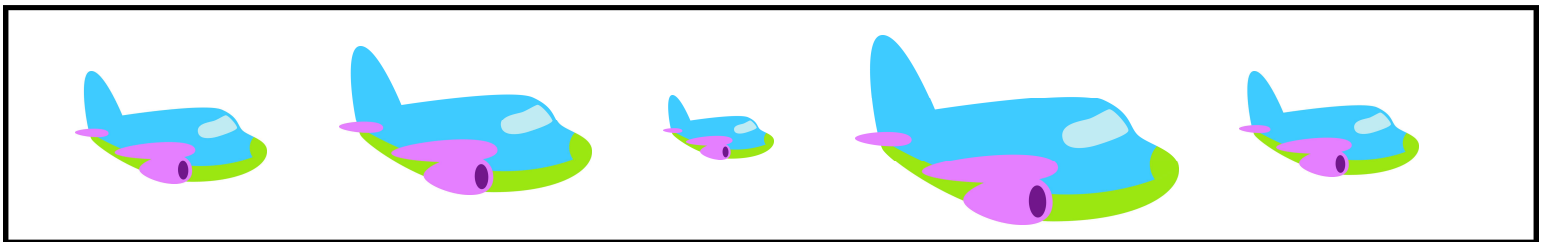

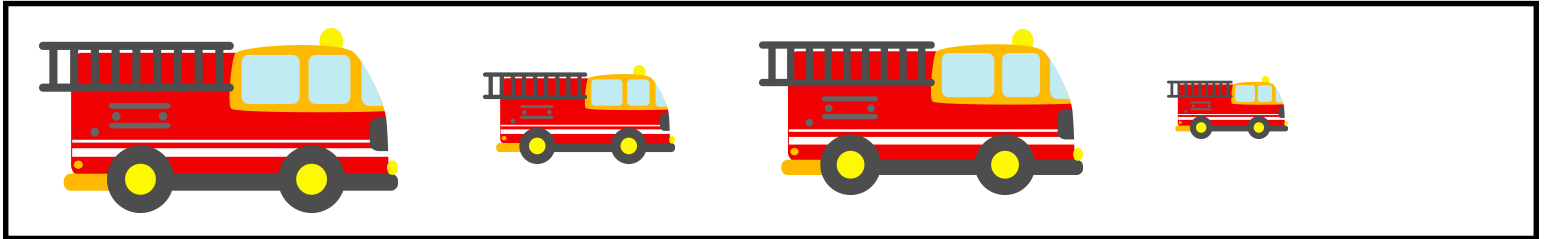
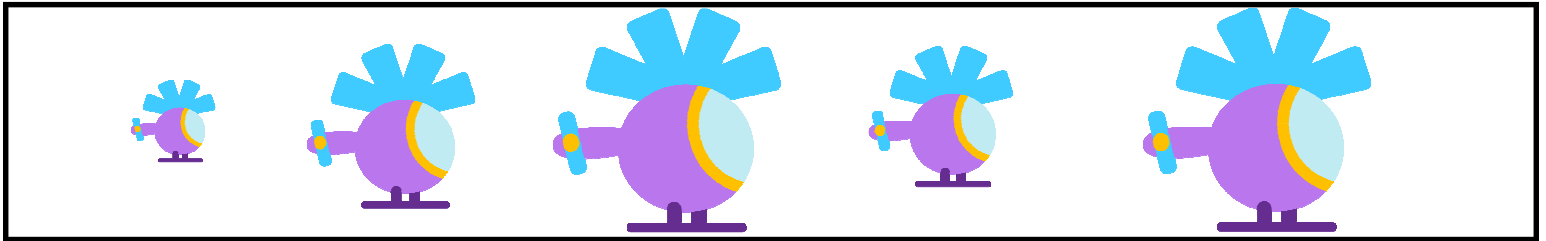

Name \_\_\_\_\_

Which picture is the biggest? Circle or stamp it.









Name \_\_\_\_\_

Which picture is the smallest? Circle or stamp it.




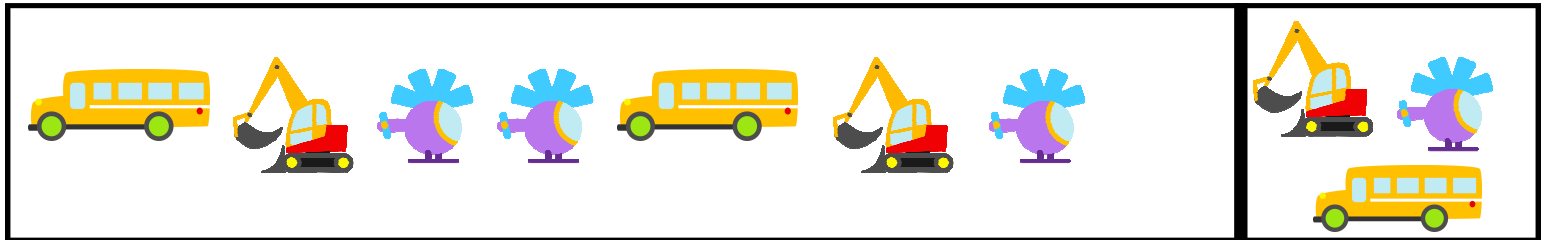
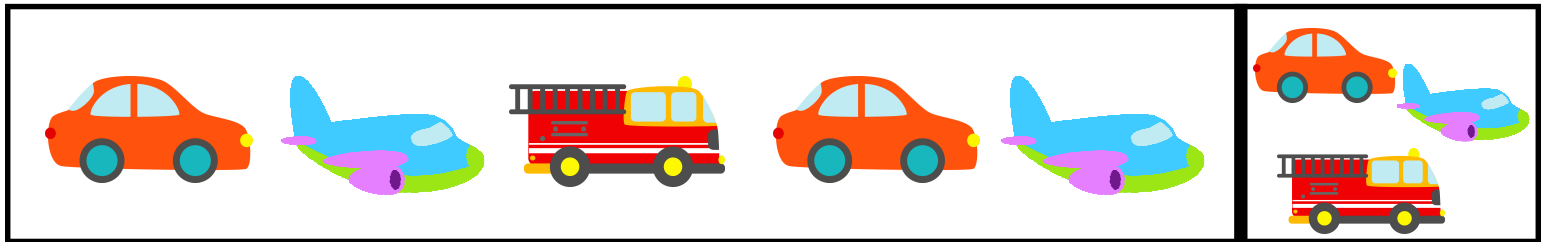



Name \_\_\_\_\_

Which picture completes the pattern? Circle or stamp it. (Level 1)





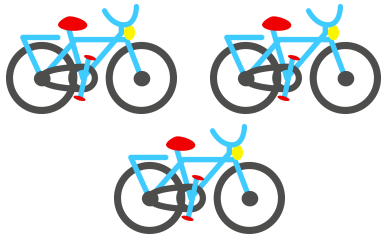
Name \_\_\_\_\_

Which picture completes the pattern? Circle or stamp it. (Level 2)



Name \_\_\_\_\_

How many vehicles in all? Count. Then trace the numbers.






3

+

2

=

5






2

+

2

=

4






1

+

2

=

3



3

+

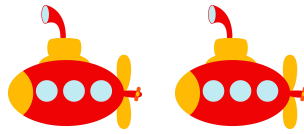

3

=

6

Name \_\_\_\_\_

How many vehicles in all? Count. Then write the numbers.



+

=

\_\_\_\_\_

\_\_\_\_\_

\_\_\_\_\_




+

=

\_\_\_\_\_

\_\_\_\_\_

\_\_\_\_\_



+

=

\_\_\_\_\_

\_\_\_\_\_

\_\_\_\_\_



+

=


\_\_\_\_\_

\_\_\_\_\_

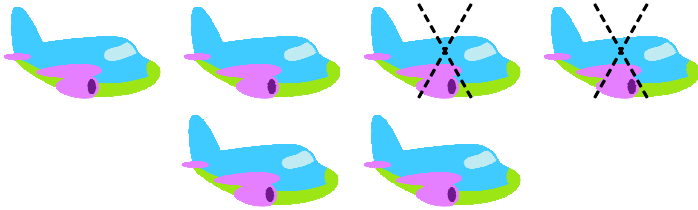
\_\_\_\_\_

Name \_\_\_\_\_

How many vehicles are left? Count. Then trace the numbers.



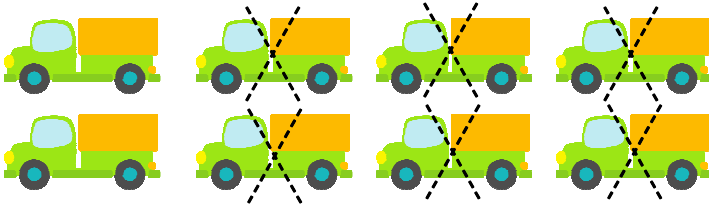
$$4 - 2 = 2$$



$$6 - 2 = 4$$



$$7 - 4 = 3$$



$$8 - 6 = 2$$

Name \_\_\_\_\_

How many vehicles are left? Cross out. Then write the answer.



$$5 - 3 = \underline{\quad}$$



$$7 - 2 = \underline{\quad}$$




$$6 - 3 = \underline{\quad}$$



$$10 - 8 = \underline{\quad}$$

Name \_\_\_\_\_


Draw a line from each picture to the letter that begins its name.




H




C




T



D







B



S

Name \_\_\_\_\_

Draw a line from each picture to the letter that begins its name.



T

B

F

R

P

Name \_\_\_\_\_

Draw a line from each picture to the letter that ends its name.




K




T



N




R



S

Name \_\_\_\_\_


Draw a line from each picture to its name.




tractor



dump truck



bike



train




bulldozer



plane

Name \_\_\_\_\_


Circle or stamp the beginning letter of each picture's name.




B C T



A D T




X S V




D B H



G R C



H Z Q



N J R




T P E

Name \_\_\_\_\_

Circle or stamp the beginning letter of each picture's name.




T B O




I W B



D L K



G F R



R P D



B T S



S M B



H T C

Name \_\_\_\_\_

Which vehicle rhymes with the first picture? Circle or stamp it.

