

Word Study Lesson: short e, -e, ee

Please visit [themeasuredmom.com](https://www.themeasuredmom.com) to learn how to use this printable:

<https://www.themeasuredmom.com/spelling-long-e-lesson-plan-free-printables/>

Thank you for respecting our Terms of Use



The unauthorized reproduction or distribution of a copyrighted work is illegal. Criminal copyright infringement, including infringement without monetary gain, is investigated by the FBI and is punishable by fines and federal imprisonment.

- **YOU MAY** use this file for your own personal, non-commercial use.
- **YOU MAY** print as many copies as you'd like to use in your classroom, home, public library, or tutoring setting.
- **YOU MAY** download this file by visiting <https://www.themeasuredmom.com>.
- **YOU MAY** save this file on your computer.
- **YOU MAY** share the link to the web page where the printable can be found.
- **YOU MAY NOT** link directly to the pdf file. Instead, link to the web page where it can be downloaded.
- **YOU MAY NOT** alter this file or claim this file as your own.
- **YOU MAY NOT** sell or in any way profit from this file. It is also illegal to print this file and sell the printed copy.
- **YOU MAY NOT** use this or any other printable from The Measured Mom on Outschoool.
- **YOU MAY NOT** e-mail this file OR store it on any location where others can download it (Amazon Inspire, Dropbox, Facebook groups and forums, etc.). If you would like to use this file for distance learning, please contact us directly for permission at <https://www.themeasuredmom.com/contact/>.

Check out these resources from the shop!

READING RESPONSE SHEETS

for grades 1-3



PLUS LEVELED BOOK LISTS FOR EARLY CHAPTER BOOK SERIES



the measured mom

Phonics Books & Games


PART 3: LONG VOWELS AND MORE



the measured mom

READER'S THEATER SCRIPTS

10 FAVORITE TALES FOR GRADES 1-3

the measured mom

NO-PREP MATH & LITERACY GAMES


120 GAMES STUDENTS CAN PLAY ALONE OR IN PAIRS



the measured mom

HANDWRITING WORKSHEETS

GIANT BUNDLE OF 330 WORKSHEETS

the measured mom

Find me here

Blog: <https://www.themeasuredmom.com/>

Membership: <https://membership.themeasuredmom.com/>

Podcast: <https://www.themeasuredmom.com/triplerteachingpodcast/>

Teaching Every Reader course: <https://www.teachingeveryreader.com/>

Teaching Every Writer course: <https://www.teachingeverywriter.com/>

Facebook: <https://www.facebook.com/themeasuredmom/>

Pinterest: <https://www.pinterest.com/themeasuredmom/>

Instagram: <https://www.instagram.com/themeasuredmom/>

Contact: <https://www.themeasuredmom.com/contact/>

Printing trouble?

If the file is printing strangely (usually with extra black boxes), please download the free Adobe Reader to your computer. Open and print using that program. 99% of the time, this solves it!

You can get it here: <https://get.adobe.com/reader/>



You're invited to join The Measured Mom Plus!

- our membership site for Pre-K to 3rd grade educators -



- ✓ **Save hours of time** with our one-click printable library. You'll find hundreds of math and literacy resources for Pre-K through third grade.
- ✓ Get **free no-print resources** that are perfect for at-home use and distance learning.
- ✓ Recharge your teaching with on-demand **video workshops and mini-courses** that you can watch 24/7.
- ✓ **Save 33% on all products from The Measured Mom Shop.**

[LEARN MORE](#)



well	Short / Long e (ee, -e) Sort	step
west	men	bed
help	belt	week
peel	weed	peek
speed	keep	she
he	me	we
queen	knee	three

© 2013 themeasuredmom.com

For individual and classroom use only. Must not be sold, distributed, or hosted on a file sharing website.

well

step

west

men

bed

help

belt

week

peel

weed

peek

speed

keep

she

he


me

we






queen

knee







three




© 2013 themeasuredmom.com
Clip art by goodness & fun






The Great Pumpkin Challenge








For personal and classroom use only.
Must not be sold, distributed, or hosted on a file sharing website.



Directions:


1. Place the pumpkin cards face down on the giant pumpkin. Write your spelling words on slips of paper and put them in a cup.
2. On your turn, another player takes a word from the cup and reads it to you. Spell it aloud or on paper.
3. If you get it right, roll the die and move ahead.
4. If you land on a pumpkin, draw a card and take the challenge. If you perform it correctly, move ahead the number of spaces listed on the card.
5. Whoever gets to finish first, wins!





Spell the next word
AND name a word that
rhymes with it.

+2



Write the next word
AND circle all the
vowels.

+2



Write the next word
AND circle all the
consonants.

+2



Use the next word in a
sentence.

+1



Spell the next word.
Then name another
word that has the
same spelling pattern.

+3



Spell the next word out
loud as you write it in
the air.

+2



Use letter tiles or al-
phabet stamps to spell
the next word.

+2




Spell the next word and
draw a picture of it.

+3




Spell the next word and
tell how many syllables
it has.

+2



Write the next word as
small as you can and
as large as you can.

+2



rd Hunt

Name _____

Short e best	Long e she	Long e green