

Zoo Worksheets

Please visit [themeasuredmom.com](https://www.themeasuredmom.com) to learn how to use this printable:

<https://www.themeasuredmom.com/free-zoo-worksheets-preschool-kindergarten-2/>

Thank you for respecting our Terms of Use



The unauthorized reproduction or distribution of a copyrighted work is illegal. Criminal copyright infringement, including infringement without monetary gain, is investigated by the FBI and is punishable by fines and federal imprisonment.

- **YOU MAY** use this file for your own personal, non-commercial use.
- **YOU MAY** print as many copies as you'd like to use in your classroom, home, public library, or tutoring setting.
- **YOU MAY** download this file by visiting <https://www.themeasuredmom.com>.
- **YOU MAY** save this file on your computer.
- **YOU MAY** share the link to the web page where the printable can be found.
- **YOU MAY NOT** link directly to the pdf file. Instead, link to the web page where it can be downloaded.
- **YOU MAY NOT** alter this file or claim this file as your own.
- **YOU MAY NOT** sell or in any way profit from this file. It is also illegal to print this file and sell the printed copy.
- **YOU MAY NOT** use this or any other printable from The Measured Mom on Outschoool.
- **YOU MAY NOT** e-mail this file OR store it on any location where others can download it (Amazon Inspire, Dropbox, Facebook groups and forums, etc.). If you would like to use this file for distance learning, please contact us directly for permission at <https://www.themeasuredmom.com/contact/>.

Credits

Pink Pueblo



Check out these resources from the shop!

LETTER OF THE WEEK CURRICULUM FOR PRESCHOOL




the measured mom

Preschool Math Curriculum


the measured mom

SIMPLE ACTIVITIES FOR HOME



NURSERY RHYME PACK

CONCEPTS OF PRINT FOR PRE-K & K



the measured mom

A-Z LETTER & PHOTO CARDS


WITH REAL PHOTOS



the measured mom

ALPHABET GAMES & ACTIVITIES

INCLUDES EDITABLE GAMES



the measured mom

Find me here

Blog: <https://www.themeasuredmom.com/>

Membership: <https://membership.themeasuredmom.com/>

Podcast: <https://www.themeasuredmom.com/triplerteachingpodcast/>

Teaching Every Reader course: <https://www.teachingeveryreader.com/>

Teaching Every Writer course: <https://www.teachingeverywriter.com/>

Facebook: <https://www.facebook.com/themeasuredmom/>

Pinterest: <https://www.pinterest.com/themeasuredmom/>

Instagram: <https://www.instagram.com/themeasuredmom/>

Contact: <https://www.themeasuredmom.com/contact/>

Printing trouble?

If the file is printing strangely (usually with extra black boxes), please download the free Adobe Reader to your computer. Open and print using that program. 99% of the time, this solves it!

You can get it here: <https://get.adobe.com/reader/>



You're invited to join The Measured Mom Plus!

- our membership site for Pre-K to 3rd grade educators -






- ✓ **Save hours of time** with our one-click printable library. You'll find hundreds of math and literacy resources for Pre-K through third grade.
- ✓ Get **free no-print resources** that are perfect for at-home use and distance learning.
- ✓ Recharge your teaching with on-demand **video workshops and mini-courses** that you can watch 24/7.
- ✓ **Save 33% on all products from The Measured Mom Shop.**

[LEARN MORE](#)





Draw lines to match the zoo animals to their shadows.























Color the triangles to show the giraffe how to get to the zoo.



Which animal comes next in the pattern? Circle or stamp it.

Which animal is the biggest? Circle or stamp it.



How many zoo animals are there? Circle or stamp the number.



2

5


4



1

3

6



2

4

1



5

7

4



1

2

3




3


9

2


Look at the subtraction problem.
Cross out the zoo animals and write the answer.




$$4 - 2 = \underline{2}$$




$$5 - 1 = \underline{\quad}$$




$$6 - 3 = \underline{\quad}$$




$$4 - 3 = \underline{\quad}$$



$$6 - 2 = \underline{\quad}$$



$$7 - 5 = \underline{\quad}$$




$$5 - 4 = \underline{\quad}$$




$$3 - 3 = \underline{\quad}$$

Have someone help you read the clues.
Cross out the wrong zoo animals and circle the mystery animal.


Level 3




1. Cross out the animal with fur.
2. Cross out the animal that has four legs.
3. The mystery animal has long legs. Circle it!



1. Cross out the animal with a beak.
2. Cross out the animal who can climb trees.
3. The mystery animal has a long trunk. Circle it!







1. Cross out the animal with a horn.
2. Cross out the animal with a long tail.
3. The mystery animal has very short legs. Circle it!

















1. Cross out the animal with tusks.
2. Cross out the bird.
3. The mystery animal has spots. Circle it!

Add up the animals. Write the total number of animals in the box.



Use the graph to answer the questions below.

1. How many hippos are there? _____
2. How many rhinoceroses are there? _____
3. How many elephants and lions are there altogether? _____
4. How many more hippos are there than elephants? _____
5. How many more lions are there than elephants? _____

What number is under the monkey? Write it in the box.

20



22

23

24

54

55

56



58

90

91



93

94



11

12

13

14

33

34

35

36



71



73

74

75

62

63

64



66

20

21



23

24

46

47

48

49



77








78











80

81




Draw lines to match the zoo animals to their shadows.















Which picture does not belong? Cross it out or stamp it.



Add up the animals. Write the total number of animals in the box.



Look at the pattern. Which animal comes next? Circle or stamp it.

How many zoo animals are there? Circle or stamp the number.



8

6

5



11

12


15



9

10

11



8

13

10



4

8

6

