

Animals at the Zoo Finger Puppets

Please visit [themeasuredmom.com](https://www.themeasuredmom.com) to learn how to use this printable:

<https://www.themeasuredmom.com/animal-sound-song/>

Thank you for respecting our Terms of Use



The unauthorized reproduction or distribution of a copyrighted work is illegal. Criminal copyright infringement, including infringement without monetary gain, is investigated by the FBI and is punishable by fines and federal imprisonment.

- **YOU MAY** use this file for your own personal, non-commercial use.
- **YOU MAY** print as many copies as you'd like to use in your classroom, home, public library, or tutoring setting.
- **YOU MAY** download this file by visiting <https://www.themeasuredmom.com>.
- **YOU MAY** save this file on your computer.
- **YOU MAY** share the link to the web page where the printable can be found.
- **YOU MAY NOT** link directly to the pdf file. Instead, link to the web page where it can be downloaded.
- **YOU MAY NOT** alter this file or claim this file as your own.
- **YOU MAY NOT** sell or in any way profit from this file. It is also illegal to print this file and sell the printed copy.
- **YOU MAY NOT** use this or any other printable from The Measured Mom on Outschoool.
- **YOU MAY NOT** e-mail this file OR store it on any location where others can download it (Amazon Inspire, Dropbox, Facebook groups and forums, etc.). If you would like to use this file for distance learning, please contact us directly for permission at <https://www.themeasuredmom.com/contact/>.

Check out these resources from the shop!

LETTER OF THE WEEK CURRICULUM FOR PRESCHOOL



Letter Sound Cut & Paste

Letter Aa

My Aa Book

Trace it!

alligator ant

Preschool Math Curriculum

the measured mom

SIMPLE ACTIVITIES FOR HOME



HOW TO TEACH Sorting & Matching

READ ABOUT SORTING & MATCHING

SORT IN A MATHS WAY

BASE TEN GAME

DIPLO TOMES

CARTON MATCH

TOLL THE TEST

WHAT YOUR TEACHER

SORT ABOVE THE HOUSE

MATCHING MATHS

MATHS TOWER

MATHS CLIP-IT

CLEAN UP

COLOR SPICES WITHOUT TASTING

NEW EGGS

DRAWING TAP

NURSERY RHYME PACK

CONCEPTS OF PRINT FOR PRE-K & K



Track the Words

Be a Detective

Build a Rhyme

Twinkle, Twinkle, Little Star

Like a diamond in the sky

A-Z LETTER & PHOTO CARDS

WITH REAL PHOTOS



Bb

Qq Rr

Ss Tt

Mm

Uu

Vv

books turtle mittens

ALPHABET GAMES & ACTIVITIES

INCLUDES EDITABLE GAMES



Name the Letter

Cut and Paste

Alphabet Chart

BINGO

My ABC Book

Aa Bb Cc

Find me here

Blog: <https://www.themeasuredmom.com/>

Membership: <https://membership.themeasuredmom.com/>

Podcast: <https://www.themeasuredmom.com/triplerteachingpodcast/>

Teaching Every Reader course: <https://www.teachingeveryreader.com/>

Teaching Every Writer course: <https://www.teachingeverywriter.com/>

Facebook: <https://www.facebook.com/themeasuredmom/>

Pinterest: <https://www.pinterest.com/themeasuredmom/>

Instagram: <https://www.instagram.com/themeasuredmom/>

Contact: <https://www.themeasuredmom.com/contact/>

Printing trouble?





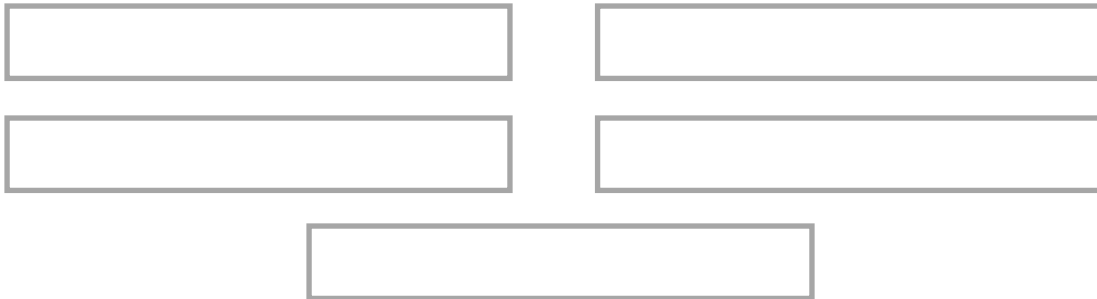
If the file is printing strangely (usually with extra black boxes), please download the free Adobe Reader to your computer. Open and print using that program. 99% of the time, this solves it!

You can get it here: <https://get.adobe.com/reader/>



The Animals at the Zoo Finger Puppets




Larger puppets for adults



Directions: Cut out the finger wraps and (if you'd like) use a large circle punch to cut out the elephants. Attach the elephants to the wraps using double sided tape or a glue stick. Bend the finger wraps into a circle and attach the ends together with tape or glue. Use them to act out the rhyme in the final page of this download.

The Animals at the Zoo Finger Puppets

Smaller puppets for children or adults



Directions: Cut out the finger puppets. Bend the finger wraps into a circle and attach the ends together with tape or glue. Put them on your child's fingers and help him use them to act out the rhyme on the next page.

The Animals at the Zoo

Finger Play to the tune of "The Wheels on the Bus"

The bear at the zoo goes "Grr, grr, grr!"

"Grr, grr, grr!" "Grr, grr, grr!"

The bear at the zoo goes "Grr, grr, grr!"

All day long.

The elephant at the zoo goes stomp, stomp, stomp!

Stomp, stomp, stomp! Stomp, stomp, stomp!

The elephant at the zoo goes stomp, stomp, stomp!

All day long.

The lion at the zoo goes "Raar, raar, raar!"

"Raar, raar, raar!" "Raar, raar, raar!"

The lion at the zoo goes "Raar, raar, raar!"

All day long.

The monkey at the zoo goes "Oo, oo, oo!"

"Oo, oo, oo!" "Oo, oo, oo!"

The monkey at the zoo goes "Oo, oo, oo!"

All day long.

The hippo at the zoo goes splash, splash, splash!

Splash, splash, splash! Splash, splash, splash!

The hippo at the zoo goes splash, splash, splash!

All day long.