

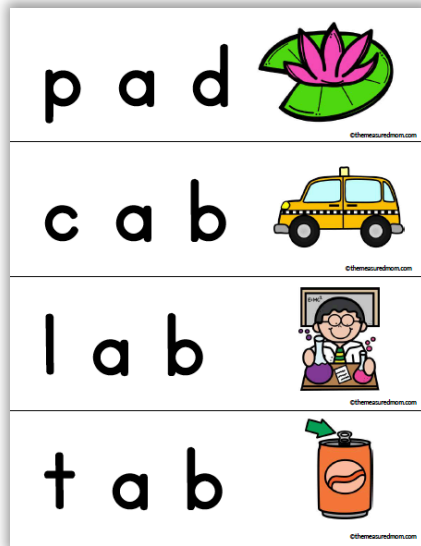
Thank you for checking out this product preview!

SHORT VOWEL WORD SLIDER CARDS


CVC, CCVC, CVCC & CCVCC WORDS



This product includes over 300 printable word slider cards in both color and black and white.




159 cards for
CVC words



68 cards for
CCVC words




64 cards for
CVCC words



48 cards for
CCVCC words

How to use

1. Print the pages you'd like using the clickable table of contents. Laminate if desired, and cut apart the cards.
2. Seal a business sized envelope and cut off the end.
3. Have your student pull out each card, one letter (or blend/digraph) at a time, saying each sound. After the last letter, s/he should blend the sounds to make the word.
4. Finally, your learner should pull out the end of the card to check the picture. This makes the activity self-checking.



TEACHING TIPS:

1. Start with the CVC words, as these are the easiest. I prefer to teach the short vowel CVC words in this order: short a, short o, short i, short e, and short u.
2. Next, move on to words with beginning digraphs (sh, ch, th, etc.) and words with beginning blends (dr, fl, st, etc.).
3. The next step is to move on to words with ending digraphs (sh, ch, th, ck, etc.) and ending blends (nk, st, ld, etc.).
4. Finally, challenge your learners with CCVCC words.