

# WINTER

Theme Pack for Pre-K/K

## Sample Pages



# Thank you

Thank you for purchasing a printable pack from The Measured Mom®! My printables are designed for both parents and teachers. For that reason, you'll find references to both single children and to students in classrooms. Most of the activities can be easily modified to work well at home or school.

## A Note about Printing

If you're having trouble when printing the contents of this packet (such as funny lines or jumbled text), you need the most current version of the free Adobe Reader on your computer. You can [get it for free HERE](#). After downloading it to your computer, open this file using Adobe Reader, and print from there.

## Questions?

E-mail [anna@themeasuredmom.com](mailto:anna@themeasuredmom.com)

### Winter Pre-K/K Theme Pack

© 2016 by Anna Geiger. All rights reserved worldwide.

[www.themeasuredmom.com](http://www.themeasuredmom.com)

**ALL RIGHTS RESERVED.** This digital file contains materials protected under International and Federal Copyright Laws and Treaties. Its contents may be printed and/or photocopied for personal or single classroom use only.

Any other unauthorized reprint or use of this material is prohibited. No part of this file may be reproduced or transmitted in any form or by any means, electronic or mechanical, including photocopying, recording, or by any information storage and retrieval system without express written permission from the author/publisher.

Note: This file may contain internet links. I am not responsible for the content or availability of the results on these sites except for those of my own, [themeasuredmom.com](http://themeasuredmom.com).

### Image Credits

Photo images from iStock. Used with permission.

Clip art from these artists: [Rebekah Brock](#), [Susan See](#), [Loreen Leedy](#), [Teaching in the Tongass](#), [Workaholic NBCT](#)



# Animals that Migrate 3-part cards



snow goose



monarch butterfly



manatee



mallard duck



humpback whale



Canada goose


# Mitten Number Sort

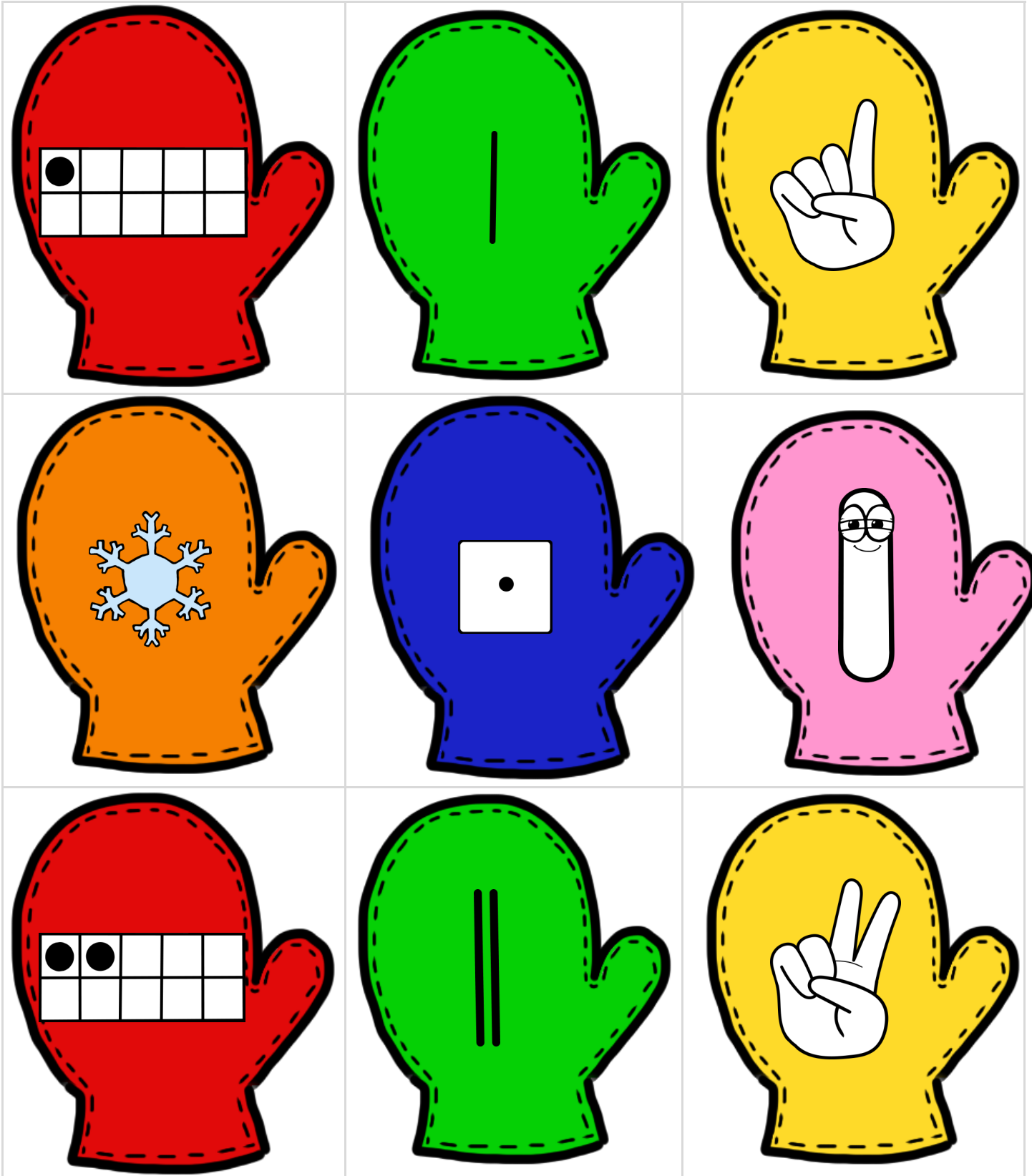
Print these cards front to back (so the backs of the mittens have a polka dot pattern) or just print the fronts of the mittens. Use them for a variety of activities.


1 - Have your child sort the cards into ten piles, one for each number #1-10. If your child or students are not ready for a particular number representation (such as tally marks), leave those cards out.


2- Have your child sort the cards by color and then put the cards of each particular color in order from 1-10.


3- Play a matching game. Choose two sets of each number (such as the pink mittens, which show the number itself, and the orange mittens, which show a particular number of snowflakes). Turn the cards over and take turns drawing cards to find a match.














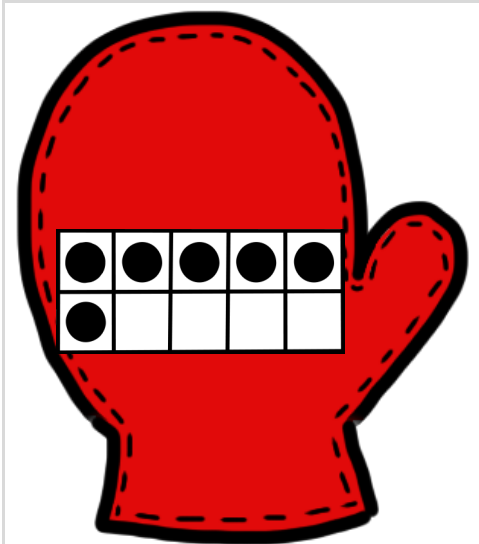







































Look at the tall snowman.



Look at the melting snowman!




# Mitten Rhyming Cards

Print the cards front to back and cut them out.

## Game 1:

Choose a set of pairs for a memory matching game. Some children may benefit from starting with a very small set—as small as six cards. Take turns flipping two cards over, naming the pictures, and trying to get a rhyming pair. Whoever has the most pairs at the end of the game wins.



## Game 2:


Place a single card above a set of cards, one of which rhymes with the top card. Challenge your child to find the rhyming card. If rhyming is hard for your child, start with just two cards in the bottom set. Build up to as many cards as he can handle.



# Follow the Path Hibernation Games



Take turns rolling the die and moving along the path. Children identify the shape, number, or coin that they land on.

**Get the Bear to the Cave**



It's time for the bear to hibernate! Get him to his cave by rolling a die to move along the path. Say the name of the shape when you land on it. The first to get to the cave first, wins!

© themeasuredmom.com

**Get the Snake to the Log**




It's time for the snake to hibernate! Get it to its log by rolling a die to move along the path. Say the name of the number when you land on it. The first to get to the log first, wins!

© themeasuredmom.com




**Get the Skunk to the Stump**



It's time for the skunk to hibernate! Get it to its stump by rolling a die to move along the path. Say the name of the coin or name the coin with the value when you land on a space. The first to the stump, wins!

© themeasuredmom.com



gloves



© themeasuredmom.com

1

2

3

4

mittens



© themeasuredmom.com

1

2

3

4

scarf



© themeasuredmom.com

1

2

3

4

snowball



© themeasuredmom.com

1

2

3

4

# Roll & Color Games

Simply print the game board of your choice depending on your child's ability. Read the directions on each board to see what skill is addressed. Your child can use crayons, Do-a-Dot markers, or small manipulatives to complete each page.

**Roll & Color One More**  
© themeasuredmom.com

Roll one die. Then color or cover the snowball that shows one more.

2 3 4  
7 3 7 4  
6 2 4 3 5  
3 5 7 3 5 6  
6 5 5 6  
5 2 5 2

**Roll & Color One Less**  
© themeasuredmom.com

Roll one die. Then color or cover the snowball that shows one less.

0 4 4  
5 4 4 3  
2 0 1 5 3 3  
0 5 5 1 3  
2 3 4 2  
1 2 0 1

**Roll & Color Add the Dice**  
© themeasuredmom.com

Roll two dice and add their numbers together. Then color or cover the snowball with the correct sum.

2 9 6 8  
10 9 6 9 6  
7 4 9 6  
8 3 5 12  
10 8 7 11  
4 11 5 7

**Roll & Color Make 10**  
© themeasuredmom.com

Roll one die. How many more do you need to make 10? Color a snowball with the correct number.

9 6  
8 5 4 7  
4 7 6 5 8 9  
5 9 8 4  
8 6 7  
6 7 9 5

**Roll & Color Find the Match**  
© themeasuredmom.com

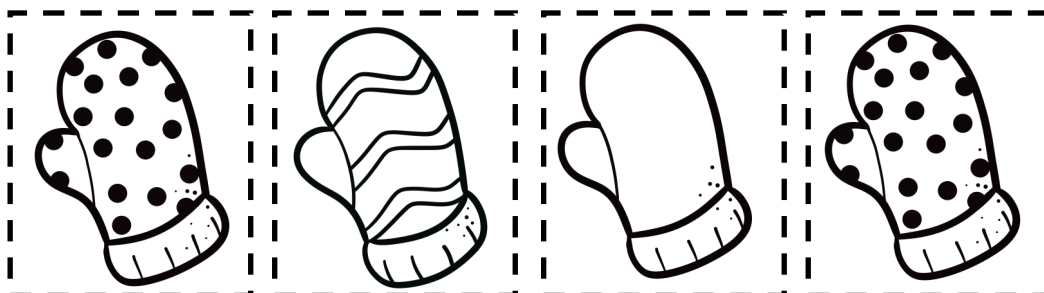


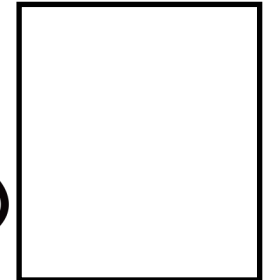


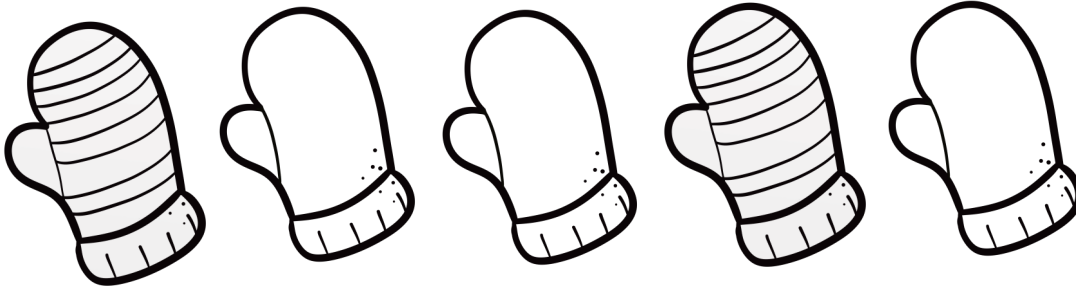


Roll one die. Then color or cover the snowball that has a matching die.

6 1  
1 6 4 1 1  
4 1 1 1 1  
1 1 1 1 1  
6 1 1 1 1  
1 1 1 1 1



# Finish the Pattern

Cut out the mittens at the bottom of each page. Glue them in the boxes to complete the patterns.



# Book Lists

These are books that I have personally read to my children and can honestly recommend. I have chosen books that are geared toward preschoolers and kindergartners and stayed away from most board books and other books for toddlers.

Some of these books are more appropriate for young preschoolers; others will be of interest to kindergartners. As of this publication I am working to write detailed reviews of these lists on my blog. As we discover new books to fit these themes, I will add them to the lists on my blog. You can check my progress by visiting my master book list page [here](http://bit.ly/1KPOMIW).— <http://bit.ly/1KPOMIW>

## Books about Snow

- *Big Snow*, by Jonathan Bean.
- *Clifford's First Snow Day*, by Norman Bridwell
- *The First Snowfall*, by Anne & Harlow Rockwell
- *Frozen Noses*, by Jan Carr
- *It's Snowing!* by Olivier Dunrea
- *Katy and the Big Snow*, by Virginia Lee Burton
- *Millions of Snowflakes*, by Mary McKenna Siddals
- *A Perfect Day*, by Carin Berger
- *Perfect Snow*, by Barbara Reid
- *Red Sled*, by Lita Judge
- *Red Sled*, by Patricia Thomas
- *Snow Day!* by Lester L. Laminack
- *Snow Is Falling*, by Franklyn M. Branley
- *Snow on Snow on Snow*, by Cheryl Chapman
- *Snow Sounds*, by David A. Johnson
- *Snow! Snow! Snow!* by Lee Harper
- *Snow*, by Cynthia Rylant
- *Snow*, by Erin Edison
- *Snow*, by Sam Usher
- *Snow*, by Uri Shulevitz
- *Snowflake Bentley*, by Jacqueline Briggs Martin
- *Snowflakes Fall*, by Patricia MacLachlan
- *Snowglobe Family*, by Jane O'Connor
- *Stella, Queen of the Snow*, by Marie-Louise Gay
- *There Was a Cold Lady Who Swallowed Some Snow*, by Lucille Colandro
- *Tracks in the Snow*, by Wong Herbert Yee
- *Waiting for Snow*, by Sebastian Meschenmoser
- *White Snow, Bright Snow*, by Alvin Tresselt
- *Winter is for Snow*, by Robert Neubecker
- *Zooflakes ABC*, by Will C. Howell

## Math Activities

- Graph mittens** - Gather class mittens (or from your stash at home) and make a giant graph on the floor. Graph by color, size, pattern, etc.
- Taller or shorter** - Make a giant cut out of a penguin the same size as a particular penguin. Attach it to the wall or door. Are children taller, shorter, or the same size as the penguin?
- Polar bear paw measurement** - Make polar bear feet out of paper the same size as real polar bear feet (12 inches across) and use them to measure distances. How many polar bear feet long is the room? The distance to the refrigerator?
- Winter estimation station** - Prepare a winter cut-out such as a large mitten, polar bear, or snowman. Have children guess how many cotton balls or white pom poms will fit on the cut out. Then have them check their guess.

## Science Activities

- Ice melting experiment** - [The Chaos and the Clutter](http://bit.ly/1jelRQo) - <http://bit.ly/1jelRQo>
- Make frost** - [Science Sparks](http://bit.ly/1NMjWMF) - <http://bit.ly/1NMjWMF>
- Snow melting science experiment** - [Mom Inspired Life](http://bit.ly/1IFilqm) - <http://bit.ly/1IFilqm>
- Make ice grow** - [Teach Preschool](http://bit.ly/1nW2rAt) - <http://bit.ly/1nW2rAt>
- Snow and water experiment** - [Inspiration Laboratories](http://bit.ly/1NaRFD3) - <http://bit.ly/1NaRFD3>
- Melting hands (ice and salt science)** - [Happy Hooligans](http://bit.ly/1LwLBzn) - <http://bit.ly/1LwLBzn>
- Melting ice science with watercolors** - [The Artful Parent](http://bit.ly/1qH7jfH) - <http://bit.ly/1qH7jfH>
- Snow volcano** - [Science Sparks](http://bit.ly/1jkkpKT7) - <http://bit.ly/1jkkpKT7>
- Ice experiments** - [Little Bins for Little Hands](http://bit.ly/1QESnel) - <http://bit.ly/1QESnel>
- Salt melts ice experiment** - [Science Kiddo](http://bit.ly/1Lka9SK) - <http://bit.ly/1Lka9SK>
- Magic foaming snowman** - [Fun at Home with Kids](http://bit.ly/1izuslu) - <http://bit.ly/1izuslu>
- Snow sink or float experiment** - [Lemon Lime Adventures](http://bit.ly/21dIFnV) - <http://bit.ly/21dIFnV>
- Study snowflakes** by collecting them on dark construction paper and looking at them through a magnifying glass.