

Short o & o-e worksheets

Please visit [themeasuredmom.com](https://www.themeasuredmom.com) to learn how to use this printable:

<https://www.themeasuredmom.com/10-free-o-e-worksheets/>

Thank you for respecting our Terms of Use



The unauthorized reproduction or distribution of a copyrighted work is illegal. Criminal copyright infringement, including infringement without monetary gain, is investigated by the FBI and is punishable by fines and federal imprisonment.

- **YOU MAY** use this file for your own personal, non-commercial use.
- **YOU MAY** print as many copies as you'd like to use in your classroom, home, public library, or tutoring setting.
- **YOU MAY** download this file by visiting <https://www.themeasuredmom.com>.
- **YOU MAY** save this file on your computer.
- **YOU MAY** share the link to the web page where the printable can be found.
- **YOU MAY NOT** link directly to the pdf file. Instead, link to the web page where it can be downloaded.
- **YOU MAY NOT** alter this file or claim this file as your own.
- **YOU MAY NOT** sell or in any way profit from this file. It is also illegal to print this file and sell the printed copy.
- **YOU MAY NOT** use this or any other printable from The Measured Mom on Outschoool.
- **YOU MAY NOT** e-mail this file OR store it on any location where others can download it (Amazon Inspire, Dropbox, Facebook groups and forums, etc.). If you would like to use this file for distance learning, please contact us directly for permission at <https://www.themeasuredmom.com/contact/>.

Clip art by Whimsy Workshop Teaching & Creative Clips

Check out these resources from the shop!

READING RESPONSE SHEETS

for grades 1-3



PLUS LEVELED BOOK LISTS FOR EARLY CHAPTER BOOK SERIES



the measured mom

Phonics Books & Games

PART 3: LONG VOWELS AND MORE



the measured mom

READER'S THEATER SCRIPTS

10 FAVORITE TALES FOR GRADES 1-3



the measured mom

NO-PREP MATH & LITERACY GAMES

120 GAMES STUDENTS CAN PLAY ALONE OR IN PAIRS



the measured mom

HANDWRITING WORKSHEETS

GIANT BUNDLE OF 330 WORKSHEETS



the measured mom

Find me here

Blog: <https://www.themeasuredmom.com/>

Membership: <https://membership.themeasuredmom.com/>

Podcast: <https://www.themeasuredmom.com/triplerteachingpodcast/>

Teaching Every Reader course: <https://www.teachingeveryreader.com/>

Teaching Every Writer course: <https://www.teachingeverywriter.com/>

Facebook: <https://www.facebook.com/themeasuredmom/>

Pinterest: <https://www.pinterest.com/themeasuredmom/>

Instagram: <https://www.instagram.com/themeasuredmom/>

Contact: <https://www.themeasuredmom.com/contact/>

Printing trouble?

If the file is printing strangely (usually with extra black boxes), please download the free Adobe Reader to your computer. Open and print using that program. 99% of the time, this solves it!

You can get it here: <https://get.adobe.com/reader/>



You're invited to join The Measured Mom Plus!

- our membership site for Pre-K to 3rd grade educators -



- ✓ **Save hours of time** with our one-click printable library. You'll find hundreds of math and literacy resources for Pre-K through third grade.
- ✓ Get **free no-print resources** that are perfect for at-home use and distance learning.
- ✓ Recharge your teaching with on-demand **video workshops and mini-courses** that you can watch 24/7.
- ✓ **Save 33% on all products from The Measured Mom Shop.**

[LEARN MORE](#)




Try some hands-on learning before you use this worksheet pack!

All of the pictured activities are free to download! Just click on the picture to bring you to the blog post.



Fold & Read



Four in a Row



Phonics books



Follow the path games

Cut & Paste


o-e words

Directions: Cut out the pictures at the bottom of the page. Glue them next to the correct words.


cone



phone



nose



bone



rope



hose



rose



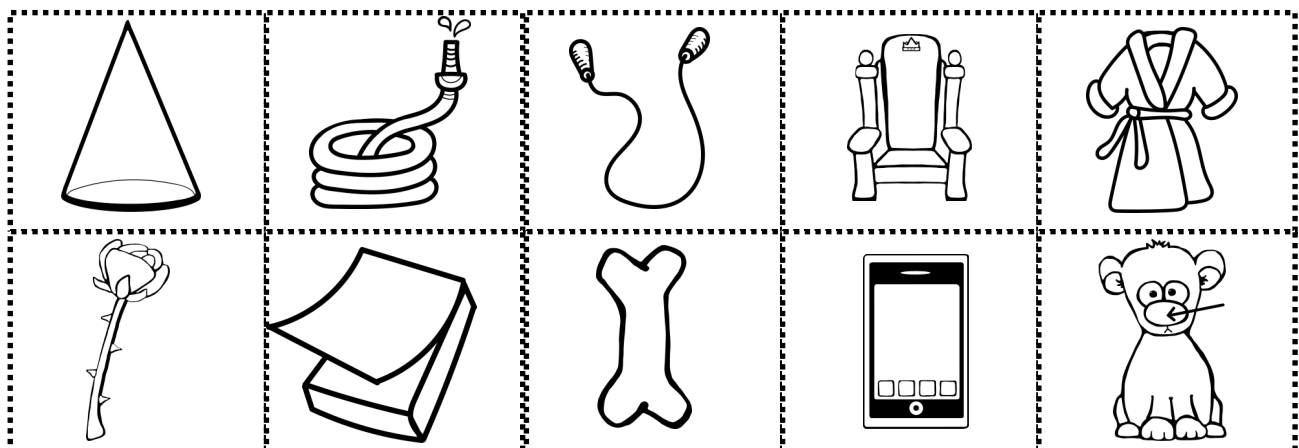
note



throne



robe



Read & Stamp

Short o & o-e words

Directions: Read each word. Then stamp it with alphabet stamps.

rose

--	--	--	--

rope

--	--	--	--

frog

--	--	--	--

note

--	--	--	--

drop

--	--	--	--

bone

--	--	--	--

cone

--	--	--	--


nose


--	--	--	--


Find the Spelling


Short o & o-e words


Directions: Color the circle under the correct spelling.

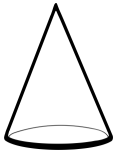
- 


1. hose hos hoz
 ○ ○ ○
- 


2. popp pope pop
 ○ ○ ○
- 

3. nott note not
 ○ ○ ○
- 

4. rope rop roep
 ○ ○ ○
- 

5. fox foxe foxx
 ○ ○ ○
- 

6. con cone coen
 ○ ○ ○
- 

7. loge logg log
 ○ ○ ○
- 

8. bon bone boen
 ○ ○ ○

Fill in the Word

Short o & o-e words

Directions: Choose the correct word from the word bank to complete each sentence. Write it in the blank.

1. I will eat my ice cream _____ .
2. The food is cooking in the _____ .
3. I have a pet _____ .
4. That was a funny _____ .
5. My mom _____ to the store.
6. I see _____ from the fire.
7. I clean the floor with a _____ .
8. My _____ tells the time.
9. I water the garden with a _____ .
10. A _____ is a pretty flower .
11. The rabbit lives in a _____ .
12. The robber _____ from the bank.

joke

cone

dog

stole

mop

hole

smoke

rose

pot

clock

drove

hose

Word Search

Short o & o-e words

Directions: Find and circle each word from the word bank. The words appear horizontally and vertically, but not diagonally or backward.

h o m e a y l z v a
o t c l o g k j o z
g u j o b x r i t s
m c s v b c o d e t
p r c q r w b b d o
o o d j o k e d r n
l p o l o c k o o e
e p n e f c h z p y
s o c k w o v e g x

pole	clog	vote	sock
home	stone	job	doze
rob	crop	lock	hog
joke	code	wove	drop

Write the Word

Short o & o-e words

Directions: Read the word. Then add an e. Read the new word and write it on the line.

rob

not

hop

cod

slop



rod

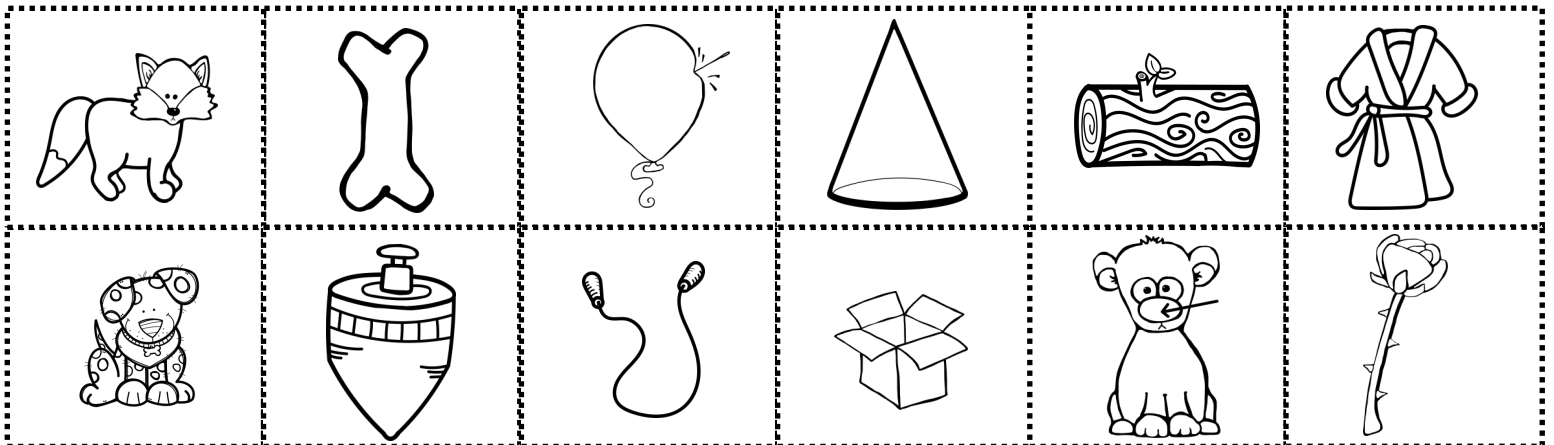
cod

Picture Sort

Short o & o-e words

Directions: Cut out the pictures at the bottom of the page. Then sort them. Glue each word in the correct column.

short o 	o-e 



Draw the Word

Short o & o-e words

Directions: Read each word. Then draw a picture of it.

rope

dog

cone

pot

bone

box

phone

nose

rose

hose

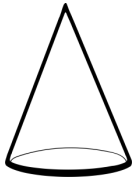
log

top

Match the Word

Short o & o-e words

Directions: Draw a line to match each picture to the correct word.



bone



cone



rope



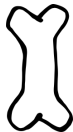
log



top



pop



robe



nose

Spell it

Short o & o-e words

Directions: Name each picture. Then spell its name on the line.

