

Positional Words Emergent Reader

Please visit [themeasuredmom.com](https://www.themeasuredmom.com) to learn how to use this printable:

<https://www.themeasuredmom.com/free-positional-words-activity/>

Thank you for respecting our Terms of Use



The unauthorized reproduction or distribution of a copyrighted work is illegal. Criminal copyright infringement, including infringement without monetary gain, is investigated by the FBI and is punishable by fines and federal imprisonment.

- **YOU MAY** use this file for your own personal, non-commercial use.
- **YOU MAY** print as many copies as you'd like to use in your classroom, home, public library, or tutoring setting.
- **YOU MAY** download this file by visiting <https://www.themeasuredmom.com>.
- **YOU MAY** save this file on your computer.
- **YOU MAY** share the link to the web page where the printable can be found.
- **YOU MAY NOT** link directly to the pdf file. Instead, link to the web page where it can be downloaded.
- **YOU MAY NOT** alter this file or claim this file as your own.
- **YOU MAY NOT** sell or in any way profit from this file. It is also illegal to print this file and sell the printed copy.
- **YOU MAY NOT** use this or any other printable from The Measured Mom on Outschoool.
- **YOU MAY NOT** e-mail this file OR store it on any location where others can download it (Amazon Inspire, Dropbox, Facebook groups and forums, etc.). If you would like to use this file for distance learning, please contact us directly for permission at <https://www.themeasuredmom.com/contact/>.

Clip art by Whimsy Workshop Teaching



Check out these resources from the shop!

LETTER OF THE WEEK CURRICULUM FOR PRESCHOOL



Letter Sound Cut & Paste

Letter Aa

My Aa Book

Trace it!

alligator ant

Preschool Math Curriculum

the measured mom

SIMPLE ACTIVITIES FOR HOME



HOW TO TEACH Sorting & Matching

READ ABOUT SORTING & MATCHING

SORT IN A MATHS WAY

MATCHING MATHS

BASE TEN GAME

DIPLO TOMES

HOW TO TEACH Counting & Addition

COUNT ABOVE THE HOUSE

COUNTING MATHS

BASE TEN GAME

DIPLO TOMES

HOW TO TEACH Addition & Subtraction

COUNT ABOVE THE HOUSE


COUNTING MATHS

BASE TEN GAME

DIPLO TOMES

NURSERY RHYME PACK

CONCEPTS OF PRINT FOR PRE-K & K



Track the Words

Be a Detective

Build a Rhyme

Twinkle, Twinkle, Little Star

Like a diamond in the sky

A-Z LETTER & PHOTO CARDS

WITH REAL PHOTOS



Bb

Qq Rr

Ss Tt

Mm


Uu

Vv

books turtle mittens

ALPHABET GAMES & ACTIVITIES

INCLUDES EDITABLE GAMES



Name the Letter

Cut and Paste

Alphabet Chart

BINGO

My ABC Book

Aa Bb Cc

Find me here

Blog: <https://www.themeasuredmom.com/>

Membership: <https://membership.themeasuredmom.com/>

Podcast: <https://www.themeasuredmom.com/triplerteachingpodcast/>

Teaching Every Reader course: <https://www.teachingeveryreader.com/>

Teaching Every Writer course: <https://www.teachingeverywriter.com/>

Facebook: <https://www.facebook.com/themeasuredmom/>

Pinterest: <https://www.pinterest.com/themeasuredmom/>

Instagram: <https://www.instagram.com/themeasuredmom/>

Contact: <https://www.themeasuredmom.com/contact/>

Printing trouble?

If the file is printing strangely (usually with extra black boxes), please download the free Adobe Reader to your computer. Open and print using that program. 99% of the time, this solves it!

You can get it here: <https://get.adobe.com/reader/>



You're invited to join The Measured Mom Plus!

- our membership site for Pre-K to 3rd grade educators -





- ✓ **Save hours of time** with our one-click printable library. You'll find hundreds of math and literacy resources for Pre-K through third grade.
- ✓ Get **free no-print resources** that are perfect for at-home use and distance learning.
- ✓ Recharge your teaching with on-demand **video workshops and mini-courses** that you can watch 24/7.
- ✓ **Save 33% on all products from The Measured Mom Shop.**



[LEARN MORE](#)



Where is the Butterfly?




The butterfly is above the flowers.



The butterfly is between the bees.

2




The butterfly is beside the tree.

3



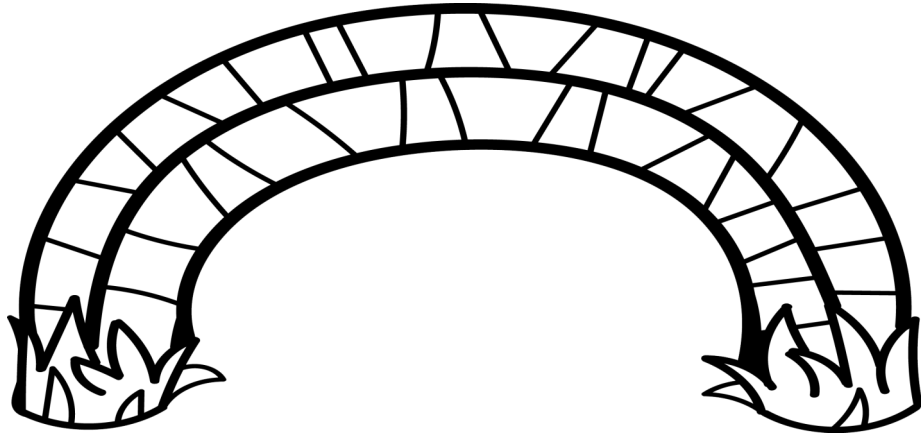
The butterfly is in front of the kitten.

4




The butterfly is on top of the frog.

5



The butterfly is below the bridge.

6




The butterfly is near the girl.



7




The butterfly is under the net.



Where is the Frog?

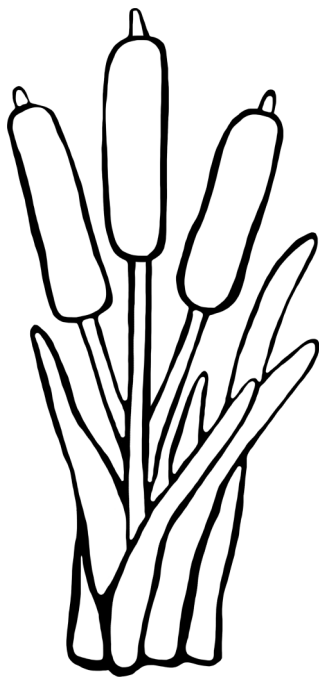


The frog is on top of the lily pad.




The frog is in the pond.

2





The frog is next to the reeds.

3




The frog is in front of the log.

4




The frog is between the mushrooms.

5




The frog is beside the boy.

6




The frog is close to the fly.

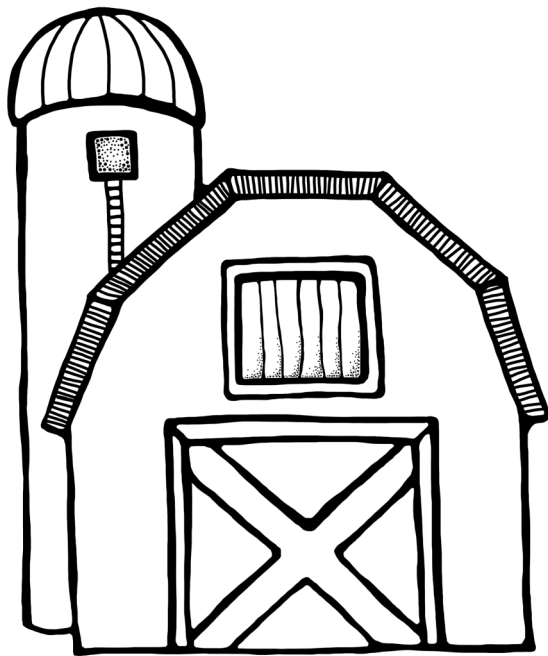

7




The frog is far from the snake.



Where is the Chick?




The chick is out of the barn.




The chick is on top of the tractor.

2




The chick is below the duck.

3




The chick is beside the goat.

4





The chick is in front of the hay.

5




The chick is near the hen.

6



The chick is between the duck and the cat.

7



The chick is far from the fox.

