

Close Reading Printables

Please visit [themeasuredmom.com](https://www.themeasuredmom.com) to learn how to use this printable:

<https://www.themeasuredmom.com/what-is-close-reading/>

Thank you for respecting our Terms of Use



The unauthorized reproduction or distribution of a copyrighted work is illegal. Criminal copyright infringement, including infringement without monetary gain, is investigated by the FBI and is punishable by fines and federal imprisonment.

- **YOU MAY** use this file for your own personal, non-commercial use.
- **YOU MAY** print as many copies as you'd like to use in your classroom, home, public library, or tutoring setting.
- **YOU MAY** download this file by visiting <https://www.themeasuredmom.com>.
- **YOU MAY** save this file on your computer.
- **YOU MAY** share the link to the web page where the printable can be found.
- **YOU MAY NOT** link directly to the pdf file. Instead, link to the web page where it can be downloaded.
- **YOU MAY NOT** alter this file or claim this file as your own.
- **YOU MAY NOT** sell or in any way profit from this file. It is also illegal to print this file and sell the printed copy.
- **YOU MAY NOT** use this or any other printable from The Measured Mom on Outschoool.
- **YOU MAY NOT** e-mail this file OR store it on any location where others can download it (Amazon Inspire, Dropbox, Facebook groups and forums, etc.). If you would like to use this file for distance learning, please contact us directly for permission at <https://www.themeasuredmom.com/contact/>.

Credits


Whimsy Workshop Teaching




Check out these resources from the shop!

READING RESPONSE SHEETS

for grades 1-3



PLUS LEVELED BOOK LISTS FOR EARLY CHAPTER BOOK SERIES




the measured mom

READING COMPREHENSION


Passages with Text-Based Questions

Famous People



READER'S THEATER SCRIPTS

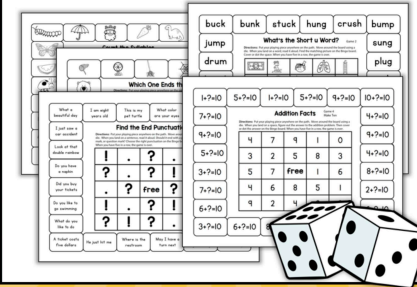
10 FAVORITE TALES FOR GRADES 1-3



the measured mom

NO-PREP MATH & LITERACY GAMES


120 GAMES STUDENTS CAN PLAY ALONE OR IN PAIRS



the measured mom

HANDWRITING WORKSHEETS

GIANT BUNDLE OF 330 WORKSHEETS



Find me here

Blog: <https://www.themeasuredmom.com/>

Membership: <https://membership.themeasuredmom.com/>

Podcast: <https://www.themeasuredmom.com/triplerteachingpodcast/>

Teaching Every Reader course: <https://www.teachingeveryreader.com/>

Teaching Every Writer course: <https://www.teachingeverywriter.com/>

Facebook: <https://www.facebook.com/themeasuredmom/>

Pinterest: <https://www.pinterest.com/themeasuredmom/>

Instagram: <https://www.instagram.com/themeasuredmom/>

Contact: <https://www.themeasuredmom.com/contact/>

Printing trouble?

If the file is printing strangely (usually with extra black boxes), please download the free Adobe Reader to your computer. Open and print using that program. 99% of the time, this solves it!

You can get it here: <https://get.adobe.com/reader/>



You're invited to join The Measured Mom Plus!

– our membership site for Pre-K to 3rd grade educators –



- ✓ **Save hours of time** with our one-click printable library. You'll find hundreds of math and literacy resources for Pre-K through third grade.
- ✓ Get **free no-print resources** that are perfect for at-home use and distance learning.
- ✓ Recharge your teaching with on-demand **video workshops and mini-courses** that you can watch 24/7.
- ✓ **Save 33% on all products from The Measured Mom Shop.**

[LEARN MORE](#)




Close Reading



STEP 1

- **Read** to get the general idea.
- **Highlight** the important parts.
- **Mark** anything else you notice using close reading symbols.
- **Talk:** What is this text about?



STEP 2

- **Read** a second time – more closely!
- **Circle** parts you don't understand and **mark** anything else you notice.
- **Talk:** Explain the marks you made. Why did the author write this text?



STEP 3

- **Look** at the questions.
- **Reread** to find their answers.
- **Write** your answers. **Mark** the text to show where you found them.




Close Reading



STEP 1

- **Read** to get the general idea.
- **Highlight** the important parts.
- **Mark** anything else you notice using close reading symbols.
- **Talk:** What is this text about?



STEP 2

- **Read** a second time – more closely!
- **Circle** parts you don't understand and **mark** anything else you notice.
- **Talk:** Explain the marks you made. Why did the author write this text?




STEP 3

- **Look** at the questions.
- **Reread** to find their answers.
- **Write** your answers. Mark the text to show where you found them.



CLOSE READING



This is important
information.



I don't understand
this word or section.



I have a question about
this part.



This part surprised me!



I like this part.




I made a connection at
this part. It reminded
me of...



©themeasuredmom.com

CLOSE READING



This is important
information.



I don't understand
this word or section.



I have a question about
this part.



This part surprised me!



I like this part.




I made a connection at
this part. It reminded
me of...



©themeasuredmom.com

CLOSE READING



This is important
information.



I don't understand
this word or section.



I have a question about
this part.



This part surprised me!



I like this part.




I made a connection at
this part. It reminded
me of...



©themeasuredmom.com

CLOSE READING



This is important
information.



I don't understand
this word or section.



I have a question about
this part.



This part surprised me!



I like this part.




I made a connection at
this part. It reminded
me of...



©themeasuredmom.com

CLOSE READING



This is important
information.



I don't understand
this word or section.



I have a question about
this part.



This part surprised me!



I like this part.




I made a connection at
this part. It reminded
me of...



©themeasuredmom.com

CLOSE READING



This is important
information.



I don't understand
this word or section.



I have a question about
this part.



This part surprised me!



I like this part.



I made a connection at
this part. It reminded
me of...



©themeasuredmom.com

CLOSE READING



or



This is important
information.



I don't understand
this word or section.



I have a question about
this part.



This part surprised me!



I like this part.



I made a connection at
this part. It reminded
me of...



©themeasuredmom.com

CLOSE READING



or



This is important
information.



I don't understand
this word or section.



I have a question about
this part.



This part surprised me!



I like this part.



I made a connection at
this part. It reminded
me of...



©themeasuredmom.com

CLOSE READING



or



This is important
information.



I don't understand
this word or section.



I have a question about
this part.



This part surprised me!



I like this part.




I made a connection at
this part. It reminded
me of...



©themeasuredmom.com

CLOSE READING



This is important
information.



I don't understand
this word or section.



I have a question about
this part.



This part surprised me!



I like this part.




I made a connection at
this part. It reminded
me of...




©themeasuredmom.com

CLOSE READING



This is important
information.



I don't understand
this word or section.



I have a question about
this part.



This part surprised me!



I like this part.

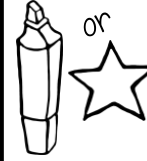


I made a connection at
this part. It reminded
me of...



©themeasuredmom.com

CLOSE READING



This is important
information.



I don't understand
this word or section.



I have a question about
this part.



This part surprised me!



I like this part.



I made a connection at
this part. It reminded
me of...



©themeasuredmom.com