

Long i games

Please visit [themeasuredmom.com](https://www.themeasuredmom.com) to learn how to use this printable:

<https://www.themeasuredmom.com/free-long-i-reading-games-for-y-ie-and-igh-words/>

Thank you for respecting our Terms of Use



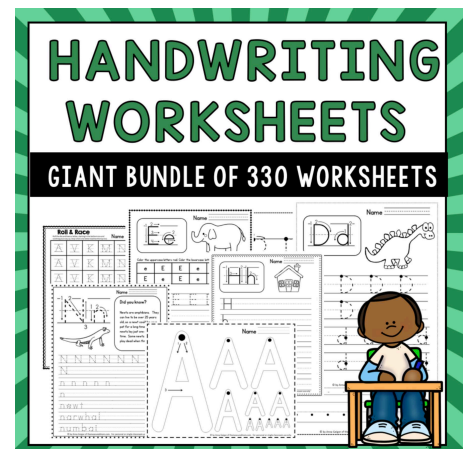
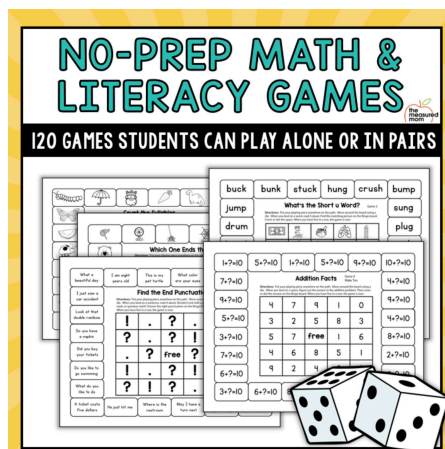

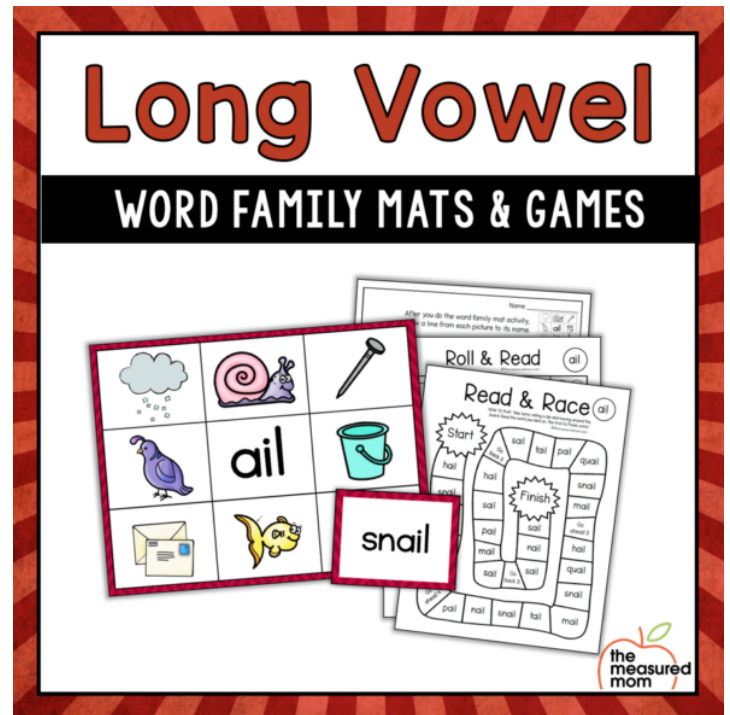
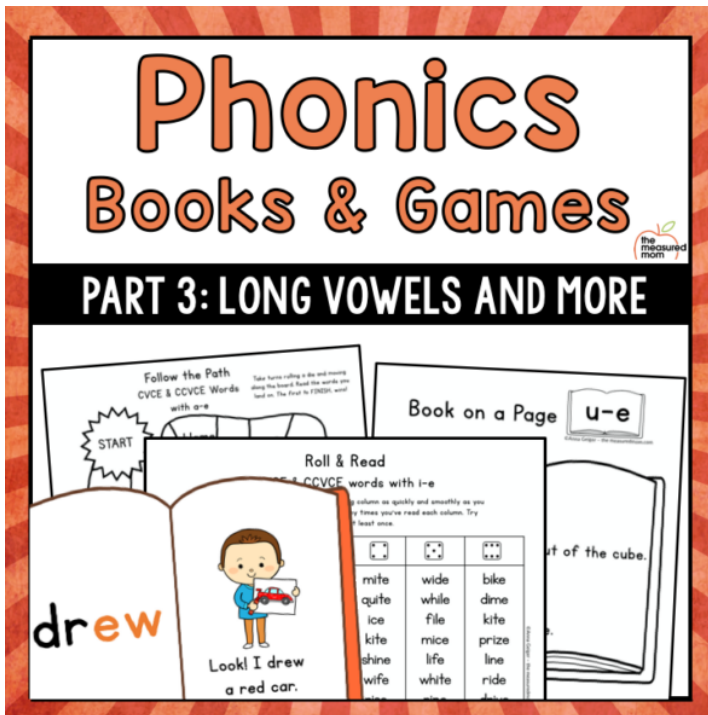
The unauthorized reproduction or distribution of a copyrighted work is illegal. Criminal copyright infringement, including infringement without monetary gain, is investigated by the FBI and is punishable by fines and federal imprisonment.

- **YOU MAY** use this file for your own personal, non-commercial use.
- **YOU MAY** print as many copies as you'd like to use in your classroom, home, public library, or tutoring setting.
- **YOU MAY** download this file by visiting <https://www.themeasuredmom.com>.
- **YOU MAY** save this file on your computer.
- **YOU MAY** share the link to the web page where the printable can be found.
- **YOU MAY NOT** link directly to the pdf file. Instead, link to the web page where it can be downloaded.
- **YOU MAY NOT** alter this file or claim this file as your own.
- **YOU MAY NOT** sell or in any way profit from this file. It is also illegal to print this file and sell the printed copy.
- **YOU MAY NOT** use this or any other printable from The Measured Mom on Outschoool.
- **YOU MAY NOT** e-mail this file OR store it on any location where others can download it (Amazon Inspire, Dropbox, Facebook groups and forums, etc.). If you would like to use this file for distance learning, please contact us directly for permission at <https://www.themeasuredmom.com/contact/>.

Credits

Clip art by Zip-a-Dee-Doo-Dah & Dancing Crayon Designs

Check out these resources from the shop!



Find me here

Blog: <https://www.themeasuredmom.com/>

Membership: <https://membership.themeasuredmom.com/>

Podcast: <https://www.themeasuredmom.com/triplerteachingpodcast/>

Teaching Every Reader course: <https://www.teachingeveryreader.com/>

Teaching Every Writer course: <https://www.teachingeverywriter.com/>

Facebook: <https://www.facebook.com/themeasuredmom/>

Pinterest: <https://www.pinterest.com/themeasuredmom/>

Instagram: <https://www.instagram.com/themeasuredmom/>

Contact: <https://www.themeasuredmom.com/contact/>

Printing trouble?

If the file is printing strangely (usually with extra black boxes), please download the free Adobe Reader to your computer. Open and print using that program. 99% of the time, this solves it!

You can get it here: <https://get.adobe.com/reader/>



You're invited to join The Measured Mom Plus!

– our membership site for Pre-K to 3rd grade educators –




- ✓ **Save hours of time** with our one-click printable library. You'll find hundreds of math and literacy resources for Pre-K through third grade.
- ✓ Get **free no-print resources** that are perfect for at-home use and distance learning.
- ✓ Recharge your teaching with on-demand **video workshops and mini-courses** that you can watch 24/7.
- ✓ **Save 33% on all products from The Measured Mom Shop.**

[LEARN MORE](#)



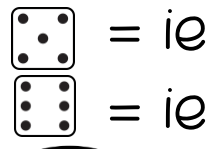
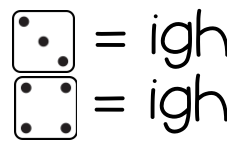
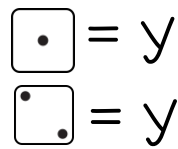
Roll & Read

Take turns rolling the die to move along the path. Read the word you land on. If you land on a number, move forward or backward. The first to FINISH, wins!



Roll & Read


Take turns rolling the die. Check the key to the right. Move to the closest word which uses that letter or letters to spell the long i sound. Read the word aloud. The first to the last space, wins!



nigh	tie	fry	sty	fight	sly	my high fried	
fly		pie	sky		ties	right	
die		sigh	light		my	why	
high		shy	try		dry	high	
cry		tied	flies		tight	fries	
START	night	spy	lie		by	tried	thigh

Roll & Sort

Take turns rolling the die. Read the word you land on. Then write it in the correct column on the accompanying sheet. The first to Finish, wins!



Roll & Sort

y	igh	ie

Read & Do

Take turns rolling the die and moving along the path. When you land on a word, read it. Then check the key to the right and do the task.



Red circle = Say a rhyming word.

Blue circle = Use the word in a sentence.

Yellow circle = Spell the word on a piece of paper without looking at the board.

