

# 10 Ways to Improve Reading Fluency

Please visit [themeasuredmom.com](https://www.themeasuredmom.com) to learn how to use this printable:

<https://www.themeasuredmom.com/10-ways-to-improve-reading-fluency/>

## Thank you for respecting our Terms of Use



*The unauthorized reproduction or distribution of a copyrighted work is illegal. Criminal copyright infringement, including infringement without monetary gain, is investigated by the FBI and is punishable by fines and federal imprisonment.*

- **YOU MAY** use this file for your own personal, non-commercial use.
- **YOU MAY** print as many copies as you'd like to use in your classroom, home, public library, or tutoring setting.
- **YOU MAY** download this file by visiting <https://www.themeasuredmom.com>.
- **YOU MAY** save this file on your computer.
- **YOU MAY** share the link to the web page where the printable can be found.
- **YOU MAY NOT** link directly to the pdf file. Instead, link to the web page where it can be downloaded.
- **YOU MAY NOT** alter this file or claim this file as your own.
- **YOU MAY NOT** sell or in any way profit from this file. It is also illegal to print this file and sell the printed copy.
- **YOU MAY NOT** use this or any other printable from The Measured Mom on Outschoool.
- **YOU MAY NOT** e-mail this file OR store it on any location where others can download it (Amazon Inspire, Dropbox, Facebook groups and forums, etc.). If you would like to use this file for distance learning, please contact us directly for permission at <https://www.themeasuredmom.com/contact/>.

## Credits


Educlips & Graphics from the Pond




# Check out these resources from the shop!

## READING RESPONSE SHEETS

for grades 1-3



### PLUS LEVELED BOOK LISTS FOR EARLY CHAPTER BOOK SERIES




the measured mom

## READING COMPREHENSION

Passages with Text-Based Questions

### Famous People



**Sacagawea**  
Sacagawea (Sakaw,juh-WEH-oh) was a Native member of the Shoshone (Shaw-SHOW-neh). As a young girl, Sacagawea led a normal life. She wore traditional Shoshone clothing, including dresses and moccasins, and collected wood. She was very smart and very brave.


**Frederick Douglass**  
Frederick Douglass was born a slave in Maryland in 1818. He was only 7 years old when he was sold to a white man. He had only a few years of school. He was very smart and very brave. He became a famous abolitionist.

**Thomas Jefferson**  
Thomas Jefferson was born on April 13, 1743. As a boy, he loved to go fishing. But he also loved to read. He became a lawyer and a politician. He was the third president of the United States.

**Helen Keller**  
Helen Keller was born in 1880. She became blind and deaf at the age of 19 months. She learned to read and write. She became a famous author and activist.

## READER'S THEATER SCRIPTS

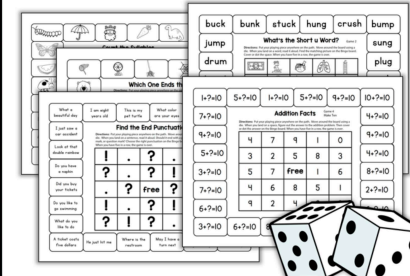
10 FAVORITE TALES FOR GRADES 1-3



the measured mom

## NO-PREP MATH & LITERACY GAMES

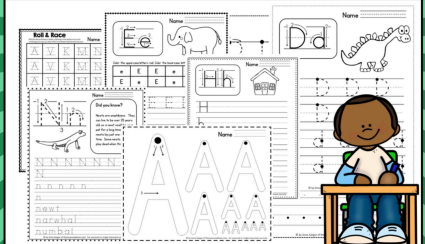
120 GAMES STUDENTS CAN PLAY ALONE OR IN PAIRS



the measured mom

## HANDWRITING WORKSHEETS

GIANT BUNDLE OF 330 WORKSHEETS



the measured mom

# Find me here

**Blog:** <https://www.themeasuredmom.com/>

**Membership:** <https://membership.themeasuredmom.com/>

**Podcast:** <https://www.themeasuredmom.com/triplerteachingpodcast/>

**Teaching Every Reader course:** <https://www.teachingeveryreader.com/>

**Teaching Every Writer course:** <https://www.teachingeverywriter.com/>

**Facebook:** <https://www.facebook.com/themeasuredmom/>

**Pinterest:** <https://www.pinterest.com/themeasuredmom/>

**Instagram:** <https://www.instagram.com/themeasuredmom/>

**Contact:** <https://www.themeasuredmom.com/contact/>

## Printing trouble?

**If the file is printing strangely** (usually with extra black boxes), please download the free Adobe Reader to your computer. Open and print using that program. 99% of the time, this solves it!

You can get it here: <https://get.adobe.com/reader/>



# You're invited to join The Measured Mom Plus!

- our membership site for Pre-K to 3rd grade educators -



- ✓ **Save hours of time** with our one-click printable library. You'll find hundreds of math and literacy resources for Pre-K through third grade.
- ✓ Get **free no-print resources** that are perfect for at-home use and distance learning.
- ✓ Recharge your teaching with on-demand **video workshops and mini-courses** that you can watch 24/7.
- ✓ **Save 33% on all products from The Measured Mom Shop.**

[LEARN MORE](#)



# How to Improve Reading Fluency

1. **Read aloud to your students to provide a model of fluent reading.** Looking for titles that kids love? Visit [whatdowedoallday.com](http://whatdowedoallday.com).
2. **Have children listen to audio books.** When children follow along with audio recordings, they are hearing another model of fluent reading.
3. **Practice sight words using playful activities.** Don't overdo the flashcards! Instead, try some low-prep, high engagement activities like these - <http://bit.ly/2qdyTn6>
4. **Have your students perform a reader's theater.** Children take turns reading their parts from a script and bring the text alive through their voices. Find free reading theater scripts online.
5. **Have children do paired reading.** Put them in pairs and have them read to each other. Pair more fluent readers with less fluent readers, but be careful not to make the ability gap too great. Children can take turns reading by sentence, paragraph, or page.
6. **Do choral reading.** Choose a short book or passage that works well for your group. Use a Big Book, enlarged text on a screen, or individual copies for each student. After reading to the students as they follow along, have them join in and read in unison.
7. **Do echo reading.** After reading aloud a line of text, invite your students to read the same line. Continue taking turns throughout the text. This works especially well with funny poetry!
8. **Have learners do repeated readings.** Choose an engaging text no more than 100-200 words in length. Have students read it through several times. You might have them time themselves and note how long it took to read the passage. Another idea is to have them read the text for 1-2 minutes and count how many words they read. If possible, have them chart the time or number of words after each reading so they can see their progress.
9. **Teach children to break words into chunks using phrasing and "scooping."** Simply write a short passage on paper. Then guide learners as they read the passage and draw curved lines under each phrase. Get a done-for-you pack of scooping phrases here - <http://bit.ly/29JYIWd>
10. **Give students time to read on their own.** Guide students as they choose books that are at their independent reading level. Build independent reading time into every school day. Then support each student with a one-on-one reading conference at least once a week.

