

Goldfish Cracker Multiplication

Please visit [themeasuredmom.com](https://www.themeasuredmom.com) to learn how to use this printable:

<https://www.themeasuredmom.com/introduction-to-multiplication-activity/>

Thank you for respecting our Terms of Use



The unauthorized reproduction or distribution of a copyrighted work is illegal. Criminal copyright infringement, including infringement without monetary gain, is investigated by the FBI and is punishable by fines and federal imprisonment.

- **YOU MAY** use this file for your own personal, non-commercial use.
- **YOU MAY** print as many copies as you'd like to use in your classroom, home, public library, or tutoring setting.
- **YOU MAY** download this file by visiting <https://www.themeasuredmom.com>.
- **YOU MAY** save this file on your computer.
- **YOU MAY** share the link to the web page where the printable can be found.
- **YOU MAY NOT** link directly to the pdf file. Instead, link to the web page where it can be downloaded.
- **YOU MAY NOT** alter this file or claim this file as your own.
- **YOU MAY NOT** sell or in any way profit from this file. It is also illegal to print this file and sell the printed copy.
- **YOU MAY NOT** use this or any other printable from The Measured Mom on Outschoool.
- **YOU MAY NOT** e-mail this file OR store it on any location where others can download it (Amazon Inspire, Dropbox, Facebook groups and forums, etc.). If you would like to use this file for distance learning, please contact us directly for permission at <https://www.themeasuredmom.com/contact/>.

Credits


Graphics from the Pond,
Educlips, Teaching in the
Tongass & Ashley Hughes




Check out these resources from the shop!

READING RESPONSE SHEETS

for grades 1-3



PLUS LEVELED BOOK LISTS FOR EARLY CHAPTER BOOK SERIES




the measured mom

READING COMPREHENSION

Passages with Text-Based Questions

Famous People



Sacagawea
Sacagawea (Sakaw,juh-WEH-oh) was a Native member of the Shoshone (Shaw-SHOW-neh). As a young girl, Sacagawea led a normal life. She wore traditional clothing, such as dresses and moccasins, and collected wood. She was very smart and very brave.


Frederick Douglass
Frederick Douglass was born a slave in Maryland in 1818. He was only 7 years old when he was sold to a white man. He had only a few years of schooling. He became a very famous man. He was a leader in the fight for freedom for all people.

Thomas Jefferson
Thomas Jefferson was born on April 13, 1743. As a boy, he loved to read and go fishing. But he also loved to write. He became a writer when he started college. He worked hard in college, and he became a great writer. At this time, the United States was a new country. There were no states. They were just colonies. They wanted to be free. Jefferson was a great writer. He wrote the Declaration of Independence. It was called the Declaration of Independence. It said that all people were equal. It said that all people had the right to life, liberty, and the pursuit of happiness.

Helen Keller
1. What happened when Helen was born?
 She became blind and deaf.
 She learned to read and write.
 She became a famous writer.
 2. Why was Helen naughty as a child?
 She didn't like to obey adults.
 She was frustrated when people didn't understand her.
 She liked getting into trouble.
 3. True or false? Helen was born in Alabama.
 True
 False
 4. True or false? Anne Sullivan was Helen's teacher.
 True
 False

READER'S THEATER SCRIPTS

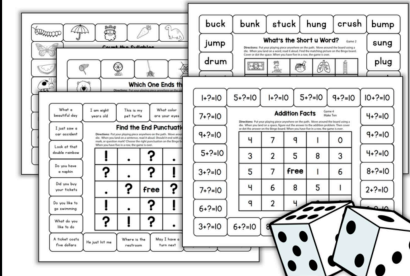
10 FAVORITE TALES FOR GRADES 1-3



the measured mom

NO-PREP MATH & LITERACY GAMES

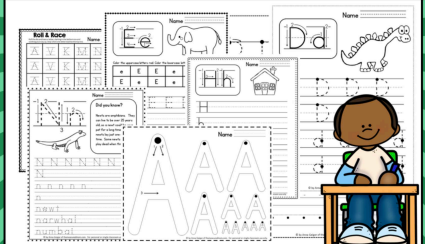
120 GAMES STUDENTS CAN PLAY ALONE OR IN PAIRS



the measured mom

HANDWRITING WORKSHEETS

GIANT BUNDLE OF 330 WORKSHEETS



the measured mom



Find me here

Blog: <https://www.themeasuredmom.com/>

Membership: <https://membership.themeasuredmom.com/>

Podcast: <https://www.themeasuredmom.com/triplerteachingpodcast/>

Teaching Every Reader course: <https://www.teachingeveryreader.com/>

Teaching Every Writer course: <https://www.teachingeverywriter.com/>

Facebook: <https://www.facebook.com/themeasuredmom/>

Pinterest: <https://www.pinterest.com/themeasuredmom/>

Instagram: <https://www.instagram.com/themeasuredmom/>

Contact: <https://www.themeasuredmom.com/contact/>

Printing trouble?

If the file is printing strangely (usually with extra black boxes), please download the free Adobe Reader to your computer. Open and print using that program. 99% of the time, this solves it!

You can get it here: <https://get.adobe.com/reader/>



You're invited to join The Measured Mom Plus!

- our membership site for Pre-K to 3rd grade educators -




- ✓ **Save hours of time** with our one-click printable library. You'll find hundreds of math and literacy resources for Pre-K through third grade.
- ✓ Get **free no-print resources** that are perfect for at-home use and distance learning.
- ✓ Recharge your teaching with on-demand **video workshops and mini-courses** that you can watch 24/7.
- ✓ **Save 33% on all products from The Measured Mom Shop.**

[LEARN MORE](#)





Print and cut out the goldfish bowls so that each student has 5 bowls.



Prepare one set of cards for a math center, or a complete set for each student or pair of students if this is a whole class activity.


Goldfish Multiplication
Task Card 1

Get 3 

Get 8 
for each bowl

©themeasuredmom.com

Goldfish Multiplication
Task Card 2

Get 2 

Get 5 
for each bowl

©themeasuredmom.com


Goldfish Multiplication
Task Card 3

Get 5 

Get 7 
for each bowl

©themeasuredmom.com

Goldfish Multiplication
Task Card 4

Get 4 

Get 6 
for each bowl

©themeasuredmom.com


Goldfish Multiplication
Task Card 5

Get 1 

Get 9 
for each bowl

©themeasuredmom.com

Goldfish Multiplication
Task Card 6


Get 2 

Get 8 
for each bowl

©themeasuredmom.com


Goldfish Multiplication
Task Card 7

Get 3 

Get 4 
for each bowl

©themeasuredmom.com


Goldfish Multiplication
Task Card 8


Get 4 

Get 8 
for each bowl

©themeasuredmom.com

Goldfish Multiplication
Task Card 9

Get 5 

Get 2 
for each bowl

©themeasuredmom.com


Goldfish Multiplication
Task Card 10

Get 1 

Get 7 
for each bowl

©themeasuredmom.com

Goldfish Multiplication
Task Card 11

Get 2 

Get 9 
for each bowl

©themeasuredmom.com

Goldfish Multiplication
Task Card 12

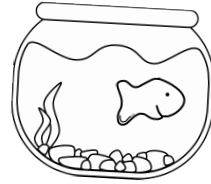
Get 3 

Get 3 
for each bowl

©themeasuredmom.com

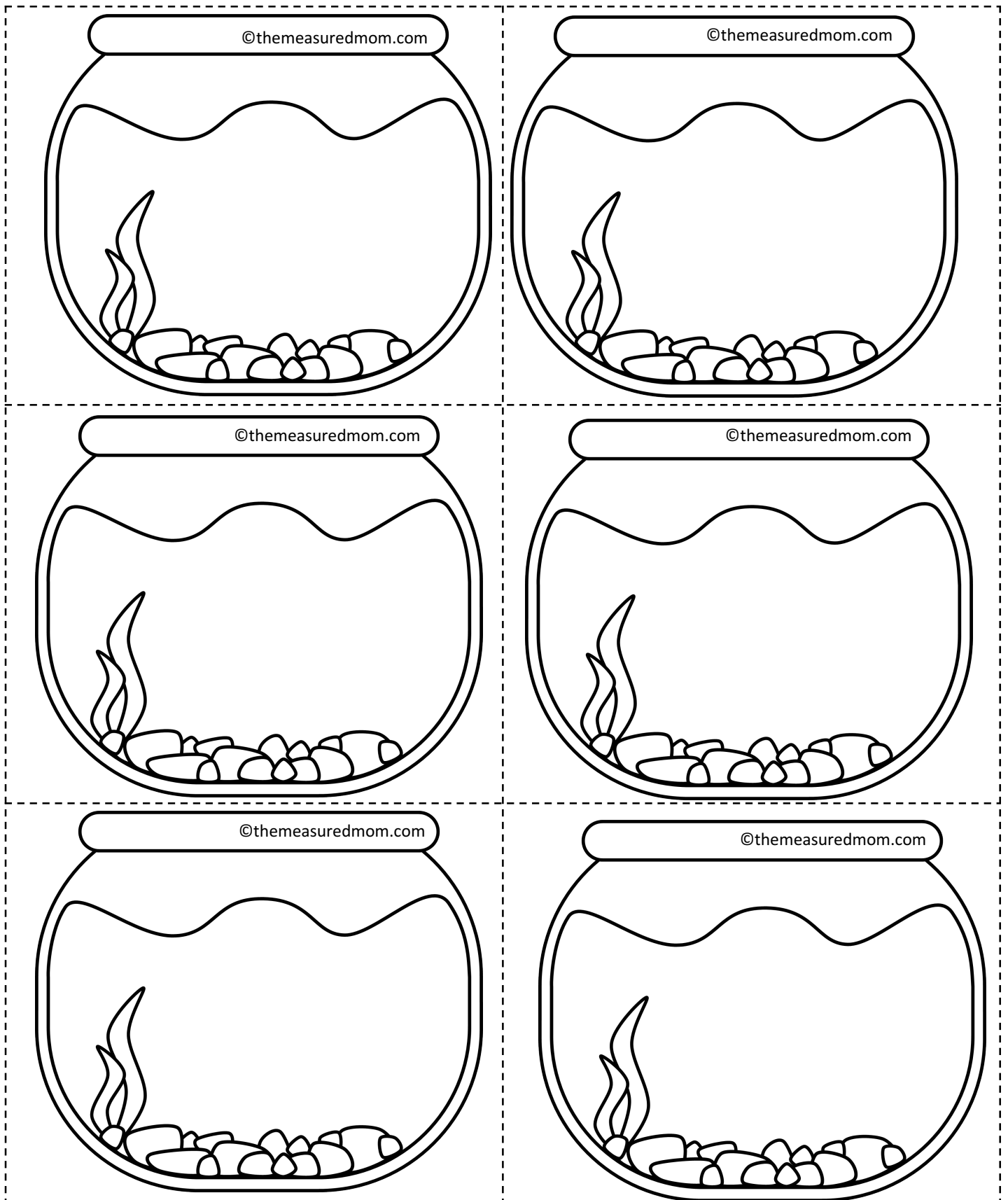
Name _____

Goldfish Multiplication Recording Sheet




Task Card #	Equation
1	
2	
3	
4	
5	
6	
7	
8	
9	
10	
11	
12	

Print and cut out the goldfish bowls so that each student has 5 bowls. If you are having students draw inside the bowls, each student will need 35 bowls to complete all the task cards.




Goldfish Multiplication
Task Card 1


Get 3 

Get 8 
for each bowl

©themeasuredmom.com

Goldfish Multiplication
Task Card 2

Get 2 

Get 5 
for each bowl

©themeasuredmom.com

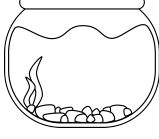
Goldfish Multiplication
Task Card 3


Get 5 

Get 7 
for each bowl

©themeasuredmom.com


Goldfish Multiplication
Task Card 4

Get 4 

Get 6 
for each bowl

©themeasuredmom.com


Goldfish Multiplication
Task Card 5


Get 1 

Get 9 
for each bowl

©themeasuredmom.com


Goldfish Multiplication
Task Card 6

Get 2 

Get 8 
for each bowl

©themeasuredmom.com


Goldfish Multiplication
Task Card 7


Get 3 

Get 4 
for each bowl

©themeasuredmom.com

Goldfish Multiplication
Task Card 8

Get 4 

Get 8 
for each bowl

©themeasuredmom.com

Goldfish Multiplication
Task Card 9

Get 5 

Get 2 
for each bowl

©themeasuredmom.com

Goldfish Multiplication
Task Card 10

Get 1 

Get 7 
for each bowl

©themeasuredmom.com


Goldfish Multiplication
Task Card 11

Get 2 

Get 9 
for each bowl

©themeasuredmom.com

Goldfish Multiplication
Task Card 12

Get 3 

Get 3 
for each bowl

©themeasuredmom.com