

# Write the room: Short e words

Please visit [themeasuredmom.com](https://www.themeasuredmom.com) to learn how to use this printable:

<https://www.themeasuredmom.com/free-write-room-activity-short-e-words/>

## Thank you for respecting our Terms of Use



*The unauthorized reproduction or distribution of a copyrighted work is illegal. Criminal copyright infringement, including infringement without monetary gain, is investigated by the FBI and is punishable by fines and federal imprisonment.*

- **YOU MAY** use this file for your own personal, non-commercial use.
- **YOU MAY** print as many copies as you'd like to use in your classroom, home, public library, or tutoring setting.
- **YOU MAY** download this file by visiting <https://www.themeasuredmom.com>.
- **YOU MAY** save this file on your computer.
- **YOU MAY** share the link to the web page where the printable can be found.
- **YOU MAY NOT** link directly to the pdf file. Instead, link to the web page where it can be downloaded.
- **YOU MAY NOT** alter this file or claim this file as your own.
- **YOU MAY NOT** sell or in any way profit from this file. It is also illegal to print this file and sell the printed copy.
- **YOU MAY NOT** use this or any other printable from The Measured Mom on Outschoool.
- **YOU MAY NOT** e-mail this file OR store it on any location where others can download it (Amazon Inspire, Dropbox, Facebook groups and forums, etc.). If you would like to use this file for distance learning, please contact us directly for permission at <https://www.themeasuredmom.com/contact/>.


**Clip art by Educlips & Whimsy Workshop Teaching**



# Check out these resources from the shop!

## Short Vowel

### WORD FAMILY MATS & GAMES



After you do the word family mat activity, a line from each picture to its name.

Roll & Read (ap)

Read & Race (ap)


cap

the measured mom

## SHORT VOWEL

### WORD SLIDER CARDS

#### CVC, CCVC, CVCC & CCVCC WORDS



men

den

ten

band

sand

hand

clock


knock

the measured mom

## EDITABLE

### SIGHT WORD GAMES

#### 150 SEASONAL GAMES



FOLLOW THE PATH

TIC-TAC-TOE

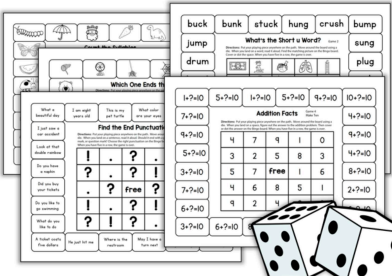
SIGHT WORD BUMP

SNACKS & LADDERS

ROLL, READ & COVER

## NO-PREP MATH & LITERACY GAMES

#### 120 GAMES STUDENTS CAN PLAY ALONE OR IN PAIRS



buck, bunk, stuck, hung, crush, bump, jump, drum, plug, sung

What's the Start of Word?

Which One Ends It?

Find the End Paragraph

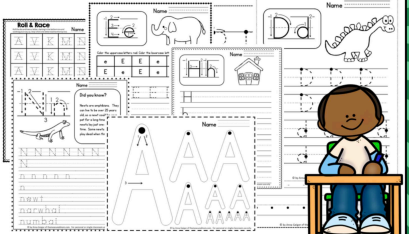
	4-7-10	5-7-10	1-7-10	5-7-10	4-7-10	10-7-10
4-7-10	4	7	9	1	0	4-7-10
5-7-10	3	2	5	8	3	4-7-10
3-7-10	5	7	free	1	6	8-7-10
7-7-10	4	6	8	5	1	2-7-10
6-7-10	9	2	4	1	1	
3-7-10	6-7-10					

Free!

## HANDWRITING

### WORKSHEETS

#### GIANT BUNDLE OF 330 WORKSHEETS



Roll & Race

the measured mom

# Find me here

**Blog:** <https://www.themeasuredmom.com/>

**Membership:** <https://membership.themeasuredmom.com/>

**Podcast:** <https://www.themeasuredmom.com/triplerteachingpodcast/>

**Teaching Every Reader course:** <https://www.teachingeveryreader.com/>

**Teaching Every Writer course:** <https://www.teachingeverywriter.com/>

**Facebook:** <https://www.facebook.com/themeasuredmom/>

**Pinterest:** <https://www.pinterest.com/themeasuredmom/>

**Instagram:** <https://www.instagram.com/themeasuredmom/>

**Contact:** <https://www.themeasuredmom.com/contact/>

## Printing trouble?

**If the file is printing strangely** (usually with extra black boxes), please download the free Adobe Reader to your computer. Open and print using that program. 99% of the time, this solves it!

You can get it here: <https://get.adobe.com/reader/>



# You're invited to join The Measured Mom Plus!

- our membership site for Pre-K to 3rd grade educators -



- ✓ **Save hours of time** with our one-click printable library. You'll find hundreds of math and literacy resources for Pre-K through third grade.
- ✓ Get **free no-print resources** that are perfect for at-home use and distance learning.
- ✓ Recharge your teaching with on-demand **video workshops and mini-courses** that you can watch 24/7.
- ✓ **Save 33% on all products from The Measured Mom Shop.**

[LEARN MORE](#)





# About this printable

All students will need a copy of the “write the room” recording sheet. You decide which set of cards to print and tape around the room depending on your students’ ability level.

Students put their recording sheet on a clip board, grab a pencil, and move around the room finding the cards you posted. They write the words in the corresponding boxes.

If you have multiple levels of learners, print all three sets of cards! Just print them on different colored cardstock. For example, the easiest set might be printed on yellow, the medium set on blue, and the hardest set on red. Tell learners which color cards to use.

**Level 1:** Cards with a picture and word clue

**Level 2:** Cards with just the word

**Level 3:** Cards with a picture and scrambled word

# Write the Room



**1.**




**2.**




**3.**

10

**4.**



**5.**



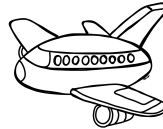
**6.**



**7.**



**8.**



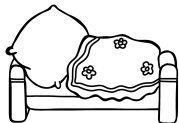
**9.**



**10.**




**11.**



**12.**



net



wet




ten




men



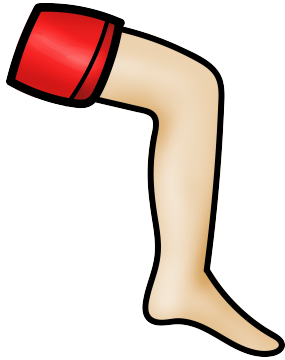
web




red




leg




jet




hen




pen




bed




vet



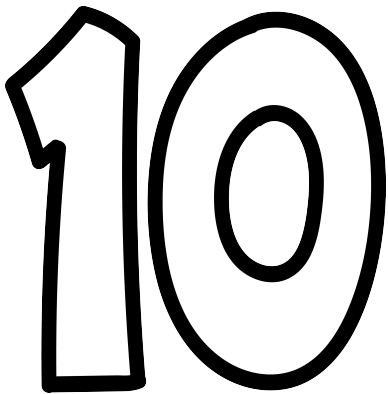
net




wet




ten




men



web




red

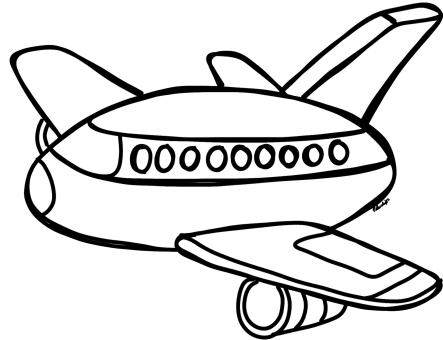





leg




jet




hen




pen



bed



vet



net

wet

ten

men

web

red

leg

jet

hen

pen

bed

vet

**UNSCRAMBLE ME!**

n t e



**UNSCRAMBLE ME!**

e w t



**UNSCRAMBLE ME!**

n t e

10


**UNSCRAMBLE ME!**

m n e




**UNSCRAMBLE ME!**

b w e



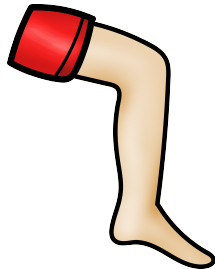
**UNSCRAMBLE ME!**

d r e




**UNSCRAMBLE ME!**

gel




**UNSCRAMBLE ME!**

tje



**UNSCRAMBLE ME!**

enh




**UNSCRAMBLE ME!**

epn




**UNSCRAMBLE ME!**

deb



**UNSCRAMBLE ME!**


tve






**UNSCRAMBLE ME!**

n t e



**UNSCRAMBLE ME!**

e w t




**UNSCRAMBLE ME!**

n t e  
10


**UNSCRAMBLE ME!**

m n e




**UNSCRAMBLE ME!**

b w e




**UNSCRAMBLE ME!**

d r e



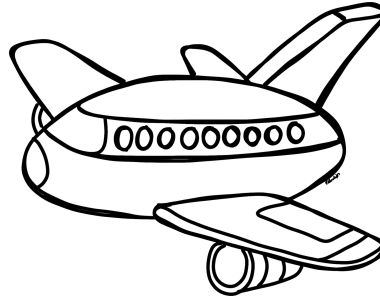
**UNSCRAMBLE ME!**

gel




**UNSCRAMBLE ME!**

tje



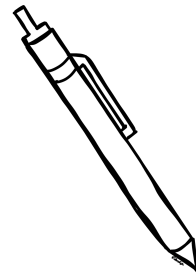
**UNSCRAMBLE ME!**

enh




**UNSCRAMBLE ME!**

epn



**UNSCRAMBLE ME!**

deb



**UNSCRAMBLE ME!**

tve

