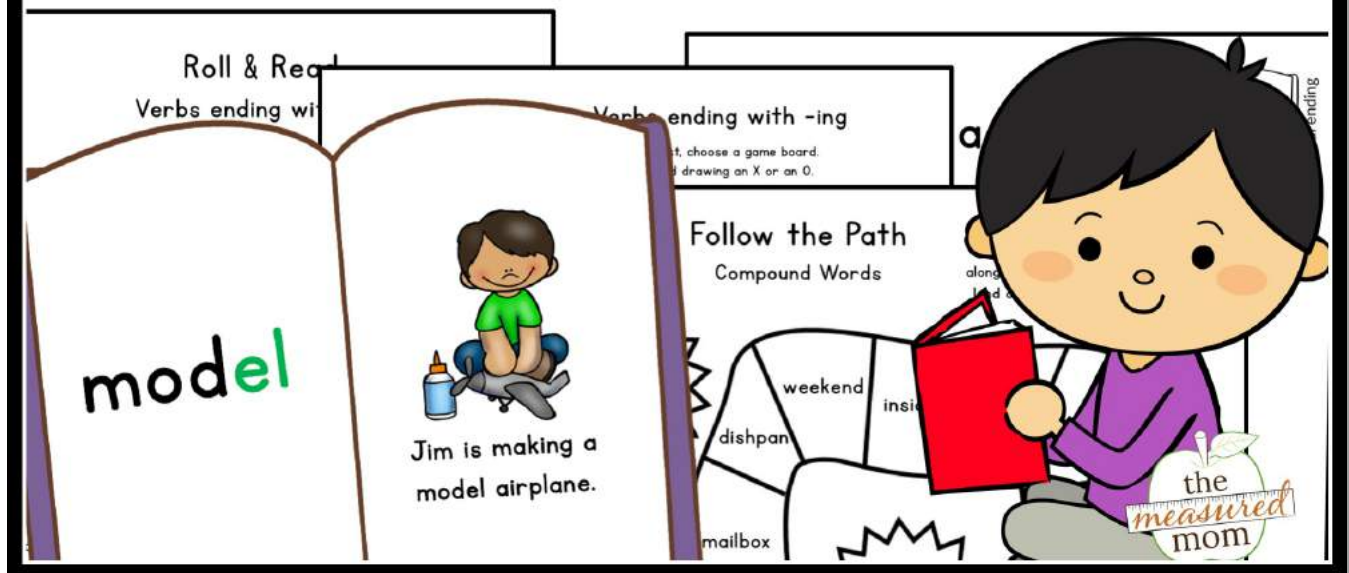


Phonics

Books & Games

Part 4: Word Endings & Multi-Syllable Words



You'll get 48 printable books featuring these phonics patterns:

*Since this is Part 4, the sets begin with Set 18.

Set 18 – -s & -es suffixes

- “s” verb ending (2 books)
- “s” plural ending
- “es” verb ending (2 books)
- “es” plural ending

Set 19 – -ed & -ing suffixes

- word + “ed” ending
- e-drop + “ed” ending
- double consonant + “ed” ending
- word + “ing” ending
- e-drop + “ing” ending
- double consonant + “ing” ending

Set 20 – Compound words

6 books

Set 21 – Contractions

- “am, is, are” contractions
- “not” contractions
- “would” contractions
- “will” contractions
- “has, have” contractions

Set 22 – VCCV Words

- no double consonant (2 books)
- double consonant (2 books)

Set 23 – VCV words

- open syllable (2 books)
- closed syllable (2 books)

Set 24 – Words ending with el, le, er, ar

- words ending with “el”
- words ending with “le”
- words ending with “er”
- words ending with “or”
- words ending with “ar”

Set 25 – Words ending with ey, ie, & y

- words ending with “ey”
- words ending with “ie”
- words ending with “y”

Set 26 – Words with prefixes and suffixes

- prefix “re”
- prefix “mis”
- prefix “un”
- suffix “ful”
- suffix “ly”
- suffix “est”

The books also include these sight words alongside the phonetic words:

a	from	into	our	to
and	go	is	out	want
are	good	it	put	we
as	has	little	see	what
away	have	look	she	when
be	he	love	should	which
before	her	my	so	who
come	his	of	the	with
do	I	on	they	without
for	in	one	this	you
				your

How to Assemble the Little Books

How to Print & Assemble the Little Books

To ensure that the pages print correctly, make sure you are opening and printing with Adobe Reader. You can get it for free here:

<https://get.adobe.com/reader/>

1. Print the book(s) front to back on light cardstock. A complete book consists of two pages printed front to back.
2. Stack the pages as they came out of the printer. Then cut across the horizontal center using a paper cutter.
3. Fit the pages together to make a book, and fold. Make sure the page numbers are in the proper order.
4. Open the book back up, and staple twice on the fold with a long-arm stapler.



The pictured book is from
Part 1: CVC Words.

Sample Full Color Little Book*

*You can also choose from little books with color pictures only as well as black and white books.

A Phonics Reader
from the Measured Mom
“-s” verb ending

Sight Words:

my	with
a	of
in	the
good	from

—s

Verb ending - Book 1

© Anna Geiger - themeasuredmom.com



dig^s

Blake mows the lawn.

I can read
verbs that
end with **s**.

plays
digs
reads
falls
mows
mops



Fred digs a hole
in the sand.

mow**s**




plays

Steve mops the floor.

13

2




reads

The apple falls
from the tree.

9

6



mops

My cat plays with
a ball of yarn.

3

12



falls

Rose reads a
good book.

7

8

How to Assemble the Side-Staple Books

How to Print & Assemble the Side-Staple Books

To ensure that the pages print correctly, make sure you are opening and printing with Adobe Reader. You can get it for free here:

<https://get.adobe.com/reader/>

PLEASE NOTE: This tutorial assumes that you are printing the books individually and assembling them by hand. If you are using a copier to do most of the work (and stapling), adjust the steps accordingly.

1. Print the book(s) front to back on regular paper, OR print single-sided. Either way works.
2. Cut across the horizontal center of the page. You will now have the pages for two books.
3. Staple across the left side of each book to complete the two books.
4. Enjoy!



*This is what it will look like if you print front to back. Single-sided works too.



The pictured book is from
Part 1: CVC Words.

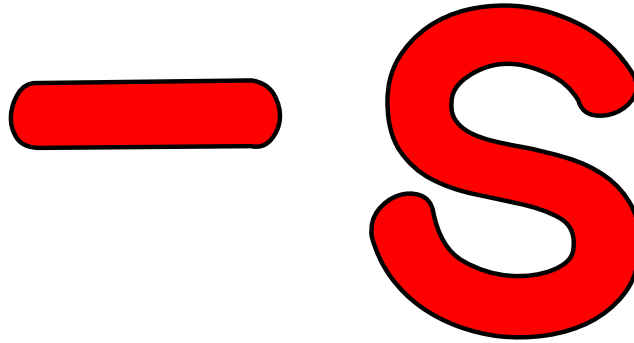
Sample Full Color Side-Staple Book*

*You can also choose from side-staple books with color pictures only as well as black and white books.

Phonics Reader: Set 18

Verb ending: -s

© Anna Geiger - themeasuredmom.com



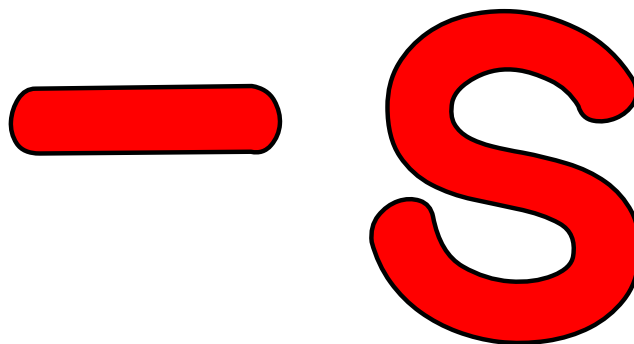
verb ending - book 1

Sight Words: my, with, a, of, in, the, good, from

Phonics Reader: Set 18

Verb ending: -s

© Anna Geiger - themeasuredmom.com



verb ending - book 1

Sight Words: my, with, a, of, in, the, good, from

I can read verbs
that end with s.

|

I can read verbs
that end with s.


|

plays


2

plays

2



My cat plays with a ball of yarn. 3



My cat plays with a ball of yarn. 3

dig **s**

4

dig **s**

4



Fred digs a hole in the sand.

5



Fred digs a hole in the sand.

5

reads

6

reads

6



Rose reads a good book.

7




Rose reads a good book.

7


falls

falls



The apple falls from the tree.

q



The apple falls from the tree.

q

mows

10

mows

10



Blake mows the lawn.

||



Blake mows the lawn.

||

mops

12

mops

12



Steve mops the floor.

13



Steve mops the floor.

13

plays

digs

reads

falls

mows

mops

14

plays

digs

reads

falls

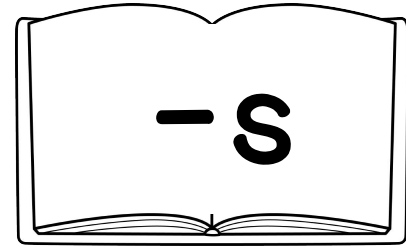
mows

mops

14

Sample “Book on a Page”

Book on a Page



Verb ending
Book 1

©Anna Geiger – themeasuredmom.com

My cat plays with a ball of yarn.

Fred digs a hole in the sand.

Rose reads a good book.

The apple falls from the tree.

Blake mows the lawn.

Steve mops the floor.

Color one check mark
each time you read
the page.









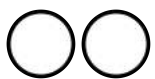
Sample Games

Roll & Read

Nouns and verbs ending with -s

Roll a die. Then read the corresponding column as quickly and smoothly as you can. Color the circles to show how many times you've read each column. Try to play until you've read each column at least once.

					
days	pigs	webs	trees	peas	plays
runs	ships	sings	mows	toys	mows
sings	treats	lands	plays	cans	sings
jumps	rooms	ways	pills	seas	runs
plays	toys	works	reads	books	digs
digs	bugs	cakes	mops	cooks	trees
reads	peas	lists	jumps	rooms	days
falls	books	balls	sings	ships	pills
mows	cooks	dreams	days	cats	reads
mops	cans	ducks	digs	treats	mops
trees	cats	rains	ants	dogs	jumps
ants	dogs	cups	runs	bugs	ants
pills	seas	birds	falls	pigs	falls



Tic Tac Toe - Nouns & verbs ending with s

Play Tic Tac Toe with a partner. First, choose a game board.

Then take turns reading a word and drawing an X or an O.

Try to get three in a row!

days	reads	digs
jumps	runs	falls
plays	sings	mows

pigs	peas	cooks
treats	ships	books
rooms	toys	bugs

cats	plays	ways
seas	dogs	mows
sings	webs	trees

works	balls	swims
dreams	lists	cups
ducks	rains	leaks

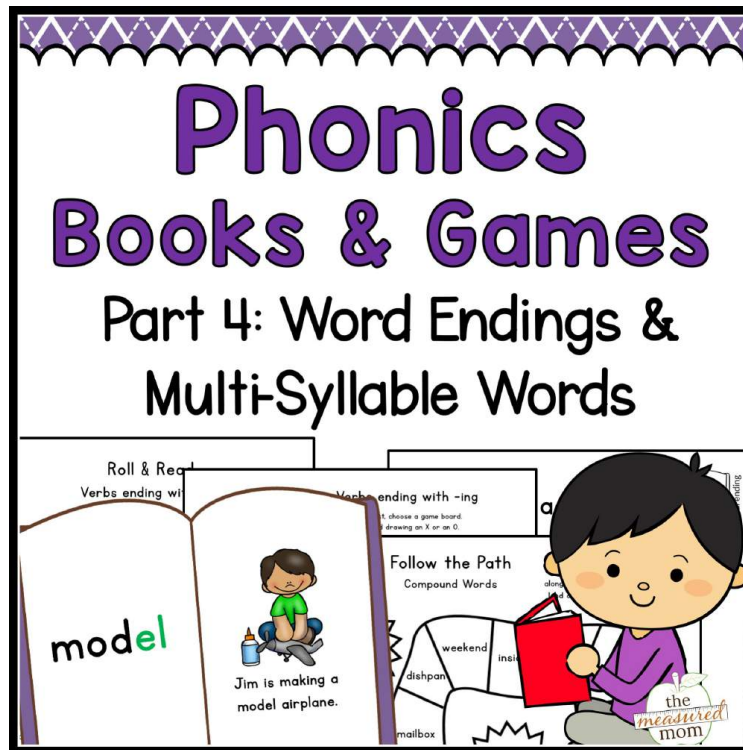
Follow the Path

Nouns & Verbs

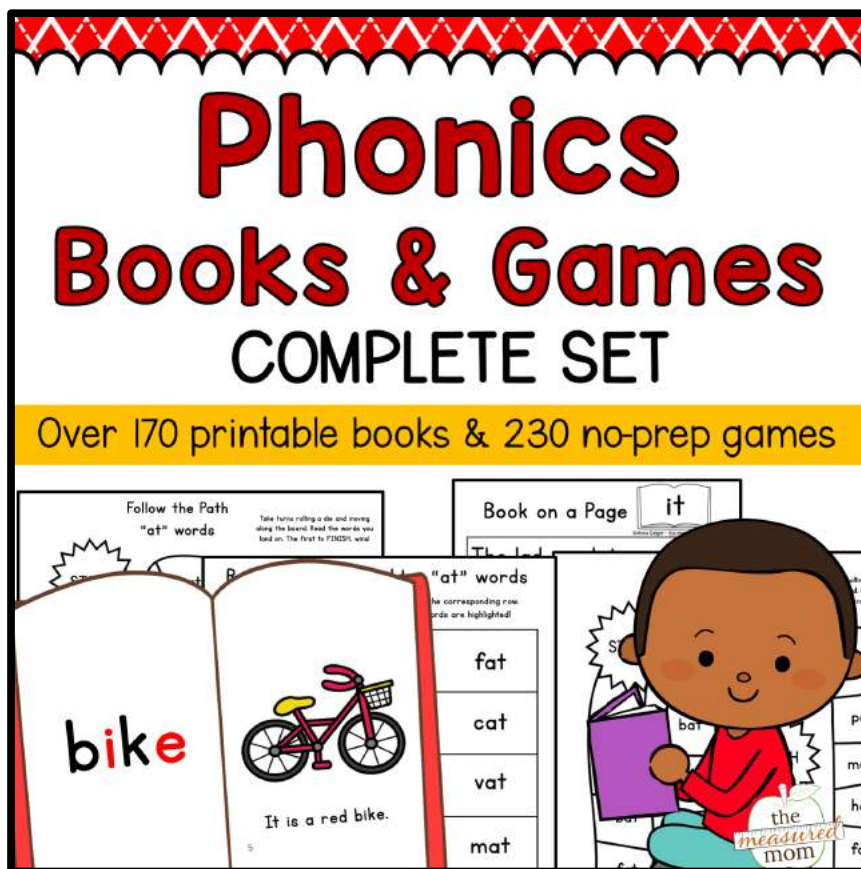
Ending with s

Take turns rolling a die and moving along the board. Read the words you land on. The first to FINISH, wins!





Purchase Part 4 [HERE](#).



Or save 20% and get the complete bundle [HERE](#).

Terms of Use

© 2018 by Anna Geiger. All rights reserved worldwide.

www.themeasuredmom.com

This free sample was created for you to use at home with your child/students or with multiple children in your classroom or tutoring setting. Please *do not* share between classroom teachers, sell, host, reproduce, give away, or store on any other site (including a blog, Facebook groups, Dropbox, Amazon Inspire, etc.) Thank you!



The unauthorized reproduction or distribution of a copyrighted work is illegal. Criminal copyright infringement, including infringement without monetary gain, is investigated by the FBI and is punishable by fines and federal imprisonment.

Clip Art & Font Credit

