

# Alliteration Game

Please visit [themeasuredmom.com](https://www.themeasuredmom.com) to learn how to use this printable:

<https://www.themeasuredmom.com/free-alliteration-activities-for-kids/>

## Thank you for respecting our Terms of Use



*The unauthorized reproduction or distribution of a copyrighted work is illegal. Criminal copyright infringement, including infringement without monetary gain, is investigated by the FBI and is punishable by fines and federal imprisonment.*

- **YOU MAY** use this file for your own personal, non-commercial use.
- **YOU MAY** print as many copies as you'd like to use in your classroom, home, public library, or tutoring setting.
- **YOU MAY** download this file by visiting <https://www.themeasuredmom.com>.
- **YOU MAY** save this file on your computer.
- **YOU MAY** share the link to the web page where the printable can be found.
- **YOU MAY NOT** link directly to the pdf file. Instead, link to the web page where it can be downloaded.
- **YOU MAY NOT** alter this file or claim this file as your own.
- **YOU MAY NOT** sell or in any way profit from this file. It is also illegal to print this file and sell the printed copy.
- **YOU MAY NOT** use this or any other printable from The Measured Mom on Outschoool.
- **YOU MAY NOT** e-mail this file OR store it on any location where others can download it (Amazon Inspire, Dropbox, Facebook groups and forums, etc.). If you would like to use this file for distance learning, please contact us directly for permission at <https://www.themeasuredmom.com/contact/>.

**Clip art by Kate Hadfield, Littlered & Ashley Hughes**



## resources from the shop!

# WRITING WORKSHOP

GUIDE & PRINTABLES FOR K-8

the measured mom

**How to Teach Kids to Write and love it!**  
a guide to the Writing Workshop  
Grades K-8  
by Anna Dwyer, M.Ed.

Thesaurus

**Explode a Moment**

**Editing Marks**

Conference Tip Sheet

Two Stars and a Wish

Alphabet Sounds

Unit of Study Planning Sheet

Goal

During writing time, we may...

Think.

Touch and talk

I can write about...

# Phonics

## Books & Games

the measured mom

### PART 3: LONG VOWELS AND MORE

Follow the Path  
CYCE & CVCE Words  
with are

Take turns calling it the word missing  
along the board. Read the words one  
letter at a time. Use the word to make a sentence.

START

Book on a Page  
u-e

Roll & Read  
CYCE words with i-e

Read the words in each column as quickly and smoothly as you  
can. Try to read the words in each column. Try to read the words  
in each column at least once.

Part of the cube.

drew

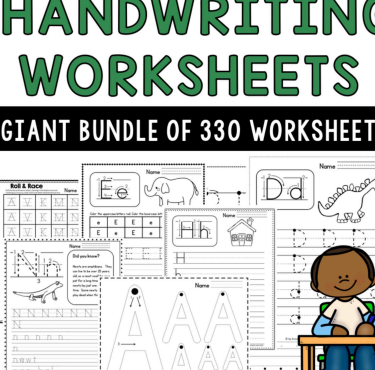
Look! I drew  
a red car.

mite	wide	bike
quite	while	dime
ice	file	kite
kite	mice	prize
shine	life	line
wife	white	ride

[illegible][illegible]

# HANDWRITING WORKSHEETS

## GIANT BUNDLE OF 330 WORKSHEETS



# Find me here

**Blog:** <https://www.themeasuredmom.com/>

**Membership:** <https://membership.themeasuredmom.com/>

**Podcast:** <https://www.themeasuredmom.com/triplerteachingpodcast/>

**Teaching Every Reader course:** <https://www.teachingeveryreader.com/>

**Teaching Every Writer course:** <https://www.teachingeverywriter.com/>

**Facebook:** <https://www.facebook.com/themeasuredmom/>

**Pinterest:** <https://www.pinterest.com/themeasuredmom/>

**Instagram:** <https://www.instagram.com/themeasuredmom/>

**Contact:** <https://www.themeasuredmom.com/contact/>

## Printing trouble?

**If the file is printing strangely** (usually with extra black boxes), please download the free Adobe Reader to your computer. Open and print using that program. 99% of the time, this solves it!

You can get it here: <https://get.adobe.com/reader/>



# You're invited to join The Measured Mom Plus!

– our membership site for Pre-K to 3rd grade educators –



- ✓ **Save hours of time** with our one-click printable library. You'll find hundreds of math and literacy resources for Pre-K through third grade.
- ✓ Get **free no-print resources** that are perfect for at-home use and distance learning.
- ✓ Recharge your teaching with on-demand **video workshops and mini-courses** that you can watch 24/7.
- ✓ **Save 33% on all products from The Measured Mom Shop.**

[LEARN MORE](#)



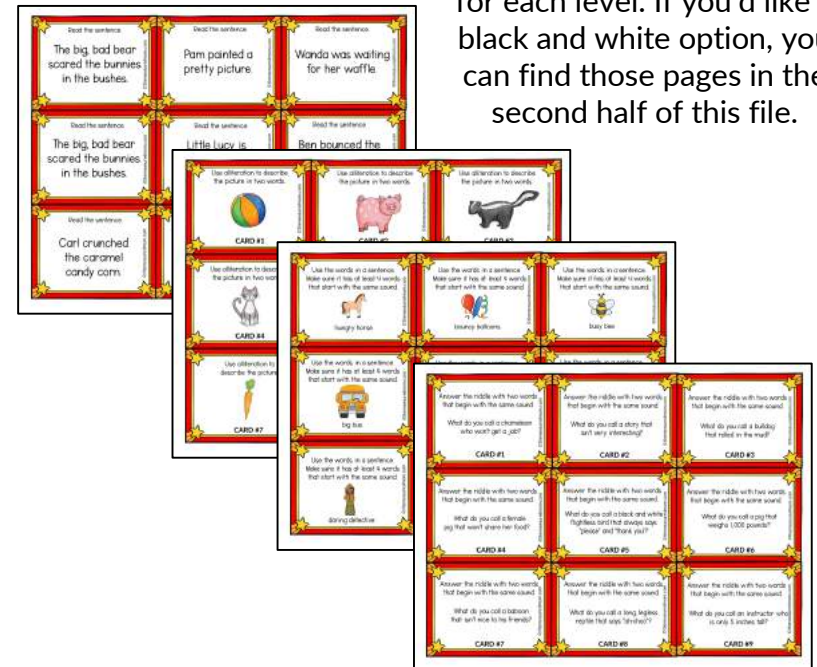
# About these games

This pack consists of four different games (levels 1, 2, 3, and 4) to help your learners practice alliteration. Alliteration is when several words in a sentence or phrase begin with the same letter. When students become adept at alliteration, encourage them to use it in their writing.



Use the same game board,  
no matter which cards you use.  
If you'd like a black and white option,  
check the second half of this file.

Print just the cards you want.  
There are two pages of cards  
for each level. If you'd like a  
black and white option, you  
can find those pages in the  
second half of this file.



# Color Games



Start

# Amazing Alliteration

End

Place cards here.

**Directions:** Take turns drawing a card. Follow the directions on the card. If you're correct, roll the die to move forward. If you're not sure if your answer makes sense, check with the other player(s). The first to reach End, wins!



©themeasuredmom.com

# Level 1

Students simply draw a card and read the sentence aloud. This helps them become familiar with the sound of alliteration.





Read the sentence.

The big, bad bear  
scared the bunnies  
in the bushes.

©themeasuredmom.com

Read the sentence.

Pam painted a  
pretty picture.

©themeasuredmom.com

Read the sentence.

Wanda was waiting  
for her waffle.

©themeasuredmom.com

Read the sentence.

The big, bad bear  
scared the bunnies  
in the bushes.

©themeasuredmom.com

Read the sentence.

Little Lucy is  
licking her  
lemon lollipop.

©themeasuredmom.com

Read the sentence.

Ben bounced the  
ball at the backyard  
barbeque.

©themeasuredmom.com

Read the sentence.

Carl crunched  
the caramel  
candy corn.

©themeasuredmom.com

Read the sentence.

Dan devoured  
the delicious  
donut.

©themeasuredmom.com

Read the sentence.

Harry the horse  
has heavy hooves.

©themeasuredmom.com

Read the sentence.

The twisting  
tornado tossed  
the tree into the air.

©themeasuredmom.com

Read the sentence.

The turkey tacos  
are tasty.

©themeasuredmom.com

Read the sentence.

The sheep found  
a shiny shell  
on the shore.

©themeasuredmom.com

Read the sentence.

The red roses  
are wrapped  
in ribbons.

©themeasuredmom.com

Read the sentence.

My mom made  
macaroni and  
meatballs.

©themeasuredmom.com

Read the sentence.

Jim juggles  
jack o'lanterns.

©themeasuredmom.com

Read the sentence.

The girl grabbed  
the green grapes.

©themeasuredmom.com

Read the sentence.

The gentle giant  
jumped for joy.

©themeasuredmom.com

Read the sentence.

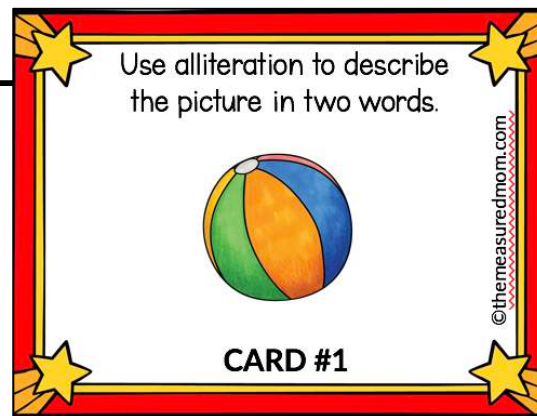
Harry the horse  
has heavy hooves.

©themeasuredmom.com

# Level 2

Students use alliteration to name two words that describe each picture. If a child can't think of one, the next player gets a turn to answer; if correct, s/he rolls to move forward and then takes his/her regular turn.

If desired, students can use the recording sheet to write their answers.



Name \_\_\_\_\_

# Amazing Alliteration recording sheet

If you are playing a partner game, you  
won't have an answer next to each number.

1. \_\_\_\_\_
2. \_\_\_\_\_
3. \_\_\_\_\_
4. \_\_\_\_\_
5. \_\_\_\_\_
6. \_\_\_\_\_
7. \_\_\_\_\_
8. \_\_\_\_\_
9. \_\_\_\_\_

10. \_\_\_\_\_
11. \_\_\_\_\_
12. \_\_\_\_\_
13. \_\_\_\_\_
14. \_\_\_\_\_
15. \_\_\_\_\_
16. \_\_\_\_\_
17. \_\_\_\_\_
18. \_\_\_\_\_


Use alliteration to describe the picture in two words.



CARD #1

©themeasuredmom.com

Use alliteration to describe the picture in two words.



CARD #2

©themeasuredmom.com

Use alliteration to describe the picture in two words.



CARD #3

©themeasuredmom.com

Use alliteration to describe the picture in two words.



CARD #4

©themeasuredmom.com

Use alliteration to describe the picture in two words.



CARD #5

©themeasuredmom.com

Use alliteration to describe the picture in two words.



CARD #6

©themeasuredmom.com


Use alliteration to describe the picture.



CARD #7

©themeasuredmom.com

Use alliteration to describe the picture in two words.



CARD #8

©themeasuredmom.com

Use alliteration to describe the picture in two words.




CARD #9

©themeasuredmom.com



Use alliteration to describe the picture in two words.



CARD #10

©themeasuredmom.com

Use alliteration to describe the picture in two words.



CARD #11

©themeasuredmom.com

Use alliteration to describe the picture in two words.



CARD #12

©themeasuredmom.com

Use alliteration to describe the picture in two words.



CARD #13

©themeasuredmom.com

Use alliteration to describe the picture in two words.



CARD #14

©themeasuredmom.com

Use alliteration to describe the picture in two words.



CARD #15

©themeasuredmom.com

Use alliteration to describe the picture in two words.



CARD #16

©themeasuredmom.com


Use alliteration to describe the picture in two words.



CARD #17

©themeasuredmom.com

Use alliteration to describe the picture in two words.



CARD #18

©themeasuredmom.com



# Level 3

Students use alliteration to make a complete sentence using the two words on each card. Each sentence should have at least four words that begin with the same sound. If desired, students can record their sentences on the recording sheet.

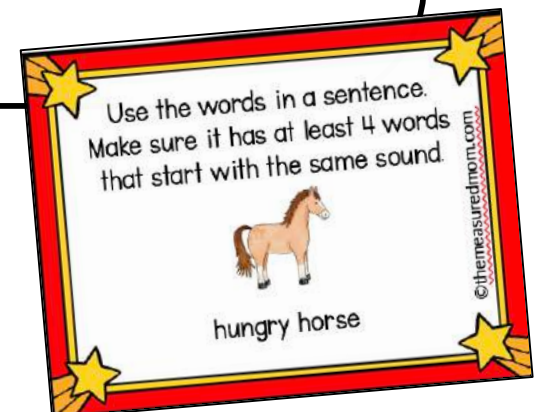
Sample sentences:

“hungry horse” – The hungry horse had hay for dinner.

“funny frog” – I found a funny frog in the forest.

“busy bee” – The busy bee buzzed near the beehive.

©themeasuredmom.com



Name \_\_\_\_\_

## Amazing Alliteration - recording sheet

Record the complete sentences that you create. Remember to include at least four words that begin with the same sound in each sentence!

[illegible]

Use the words in a sentence.  
Make sure it has at least 4 words  
that start with the same sound.



hungry horse

©themeasuredmom.com

Use the words in a sentence.  
Make sure it has at least 4 words  
that start with the same sound.



bouncy balloons

©themeasuredmom.com

Use the words in a sentence.  
Make sure it has at least 4 words  
that start with the same sound.



busy bee

©themeasuredmom.com

Use the words in a sentence.  
Make sure it has at least 4 words  
that start with the same sound.



big bus

©themeasuredmom.com

Use the words in a sentence.  
Make sure it has at least 4 words  
that start with the same sound.



pretty princess

©themeasuredmom.com

Use the words in a sentence.  
Make sure it has at least 4 words  
that start with the same sound.



funny frog

©themeasuredmom.com

Use the words in a sentence.  
Make sure it has at least 4 words  
that start with the same sound.



daring detective

©themeasuredmom.com

Use the words in a sentence.  
Make sure it has at least 4 words  
that start with the same sound.



beautiful butterfly

©themeasuredmom.com

Use the words in a sentence.  
Make sure it has at least 4 words  
that start with the same sound.



slow snail

©themeasuredmom.com

Use the words in a sentence.  
Make sure it has at least 4 words  
that start with the same sound.



magic mirror

©themeasuredmom.com

Use the words in a sentence.  
Make sure it has at least 4 words  
that start with the same sound.



hungry hen

©themeasuredmom.com

Use the words in a sentence.  
Make sure it has at least 4 words  
that start with the same sound.



cute cat

©themeasuredmom.com

Use the words in a sentence.  
Make sure it has at least 4 words  
that start with the same sound.



cranky crab

©themeasuredmom.com

Use the words in a sentence.  
Make sure it has at least 4 words  
that start with the same sound.



terrible tornado

©themeasuredmom.com


Use the words in a sentence.  
Make sure it has at least 4 words  
that start with the same sound.



greedy groundhog

©themeasuredmom.com

Use the words in a sentence.  
Make sure it has at least 4 words  
that start with the same sound.



dandy dolphin

©themeasuredmom.com

Use the words in a sentence.  
Make sure it has at least 4 words  
that start with the same sound.



dangerous dragon

©themeasuredmom.com

Use the words in a sentence.  
Make sure it has at least 4 words  
that start with the same sound.



plump pumpkin

©themeasuredmom.com

# Level 4

Students use alliteration to name a possible answer to each riddle. If they can't think of answer (or name an answer that doesn't fit), the next player has a chance to try to answer the riddle. If correct, the other player may roll to move forward and then take his/her regular turn. If desired, have students record their answers on the recording sheet.

Answer the riddle with two words  
that begin with the same sound.

What do you call a chameleon  
who won't get a job?

CARD #1

## Possible Answers

1. lazy lizard
2. boring book
3. dirty dog
4. selfish sow
5. polite penguin
6. heavy hog
7. mean monkey
8. sneezing snake
9. tiny teacher
10. spoiled spaghetti
11. furious fish
12. damp dinosaur
13. careful carrot
14. nice nurse
15. brave broccoli
16. fancy flamingo
17. freezing frog
18. funny fawn

Name \_\_\_\_\_

# Amazing Alliteration recording sheet

If you are playing a partner game, you  
won't have an answer next to each number.

1. \_\_\_\_\_
2. \_\_\_\_\_
3. \_\_\_\_\_
4. \_\_\_\_\_
5. \_\_\_\_\_
6. \_\_\_\_\_
7. \_\_\_\_\_
8. \_\_\_\_\_
9. \_\_\_\_\_

10. \_\_\_\_\_
11. \_\_\_\_\_
12. \_\_\_\_\_
13. \_\_\_\_\_
14. \_\_\_\_\_
15. \_\_\_\_\_
16. \_\_\_\_\_
17. \_\_\_\_\_
18. \_\_\_\_\_



Answer the riddle with two words  
that begin with the same sound.

What do you call a chameleon  
who won't get a job?

**CARD #1**

Answer the riddle with two words  
that begin with the same sound.

What do you call a story that  
isn't very interesting?

**CARD #2**

Answer the riddle with two words  
that begin with the same sound.

What do you call a bulldog  
that rolled in the mud?

**CARD #3**

Answer the riddle with two words  
that begin with the same sound.

What do you call a female  
pig that won't share her food?

**CARD #4**

Answer the riddle with two words  
that begin with the same sound.

What do you call a black and white  
flightless bird that always says  
"please" and "thank you"?

**CARD #5**

Answer the riddle with two words  
that begin with the same sound.

What do you call a pig that  
weighs 1,000 pounds?

**CARD #6**

Answer the riddle with two words  
that begin with the same sound.

What do you call a baboon  
that isn't nice to his friends?

**CARD #7**

Answer the riddle with two words  
that begin with the same sound.

What do you call a long, legless  
reptile that says "ah-choo"?

**CARD #8**

Answer the riddle with two words  
that begin with the same sound.

What do you call an instructor who  
is only 5 inches tall?

**CARD #9**

Answer the riddle with two words  
that begin with the same sound.

What do you call pasta that  
always gets what it wants and  
never has to do any chores?

**CARD #10**

Answer the riddle with two words  
that begin with the same sound.

What do you call an  
angry salmon?

**CARD #11**

Answer the riddle with two words  
that begin with the same sound.

What do you call a T-rex that  
sat in a puddle?

**CARD #12**

Answer the riddle with two words  
that begin with the same sound.

What do you call an orange  
vegetable that looks both ways  
before crossing the street?

**CARD #13**

Answer the riddle with two words  
that begin with the same sound.

What do you call a kind person  
who helps care for you  
in the hospital?

**CARD #14**

Answer the riddle with two words  
that begin with the same sound.

What do you call a small green,  
tree-like vegetable that  
fights dragons?

**CARD #15**

Answer the riddle with two words  
that begin with the same sound.

What do you call a tall pink bird  
wearing a glittery dress  
and a pearl necklace?

**CARD #16**

Answer the riddle with two words  
that begin with the same sound.

What do you call a very  
cold amphibian?

**CARD #17**

Answer the riddle with two words  
that begin with the same sound.

What do you call a baby deer  
that tells good jokes?

**CARD #18**

# Black and White Games

Start

# Amazing Alliteration

End

**Place cards here.**

**Directions:** Take turns drawing a card. Follow the directions on the card. If you're correct, roll the die to move forward. If you're not sure if your answer makes sense, check with the other player(s). The first to reach End, wins!



©themeasuredmom.com

# Level 1

Students simply draw a card and read the sentence aloud. This helps them become familiar with the sound of alliteration.



Read the sentence.

The big, bad bear  
scared the bunnies  
in the bushes.

©themeasuredmom.com

Read the sentence.

Pam painted a  
pretty picture.

©themeasuredmom.com

Read the sentence.

Wanda was waiting  
for her waffle.

©themeasuredmom.com

Read the sentence.

The big, bad bear  
scared the bunnies  
in the bushes.

©themeasuredmom.com

Read the sentence.

Little Lucy is  
licking her  
lemon lollipop.

©themeasuredmom.com

Read the sentence.

Ben bounced the  
ball at the backyard  
barbeque.

©themeasuredmom.com

Read the sentence.

Carl crunched  
the caramel  
candy corn.

©themeasuredmom.com

Read the sentence.

Dan devoured  
the delicious  
donut.

©themeasuredmom.com

Read the sentence.

Harry the horse  
has heavy hooves.

©themeasuredmom.com



Read the sentence.

The twisting  
tornado tossed  
the tree into the air.

©themeasuredmom.com

Read the sentence.

The turkey tacos  
are tasty.

©themeasuredmom.com

Read the sentence.

The sheep found  
a shiny shell  
on the shore.

©themeasuredmom.com

Read the sentence.

The red roses  
are wrapped  
in ribbons.

©themeasuredmom.com

Read the sentence.

My mom made  
macaroni and  
meatballs.

©themeasuredmom.com

Read the sentence.

Jim juggles  
jack o'lanterns.

©themeasuredmom.com

Read the sentence.

The girl grabbed  
the green grapes.

©themeasuredmom.com

Read the sentence.

The gentle giant  
jumped for joy.

©themeasuredmom.com

Read the sentence.

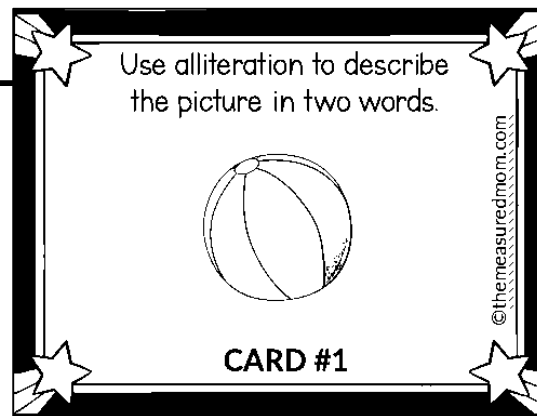
Harry the horse  
has heavy hooves.

©themeasuredmom.com

# Level 2

Students use alliteration to name two words that describe each picture. If a child can't think of one, the next player gets a turn to answer; if correct, s/he rolls to move forward and then takes his/her regular turn.

If desired, students can use the recording sheet to write their answers.



## Possible Answers

1. bouncy ball
2. pink pig
3. stinky skunk
4. cute cat
5. delicious donut
6. brown bear
7. crunchy carrot
8. sweet strawberries
9. dancing dog
10. wiggly worm
11. striped sock
12. pumpkin pie
13. huge hippo
14. colorful crayons
15. gross garbage
16. dangerous dinosaur
17. green grass
18. prickly pufferfish

Name \_\_\_\_\_

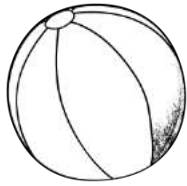
# Amazing Alliteration recording sheet

If you are playing a partner game, you  
won't have an answer next to each number.

1. \_\_\_\_\_
2. \_\_\_\_\_
3. \_\_\_\_\_
4. \_\_\_\_\_
5. \_\_\_\_\_
6. \_\_\_\_\_
7. \_\_\_\_\_
8. \_\_\_\_\_
9. \_\_\_\_\_

10. \_\_\_\_\_
11. \_\_\_\_\_
12. \_\_\_\_\_
13. \_\_\_\_\_
14. \_\_\_\_\_
15. \_\_\_\_\_
16. \_\_\_\_\_
17. \_\_\_\_\_
18. \_\_\_\_\_


Use alliteration to describe  
the picture in two words.



**CARD #1**


©themeasuredmom.com

Use alliteration to describe  
the picture in two words.



**CARD #2**

©themeasuredmom.com



**CARD #3**

©themeasuredmom.com

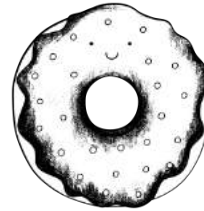
Use alliteration to describe  
the picture in two words.



**CARD #4**

©themeasuredmom.com

Use alliteration to describe  
the picture in two words.



**CARD #5**

©themeasuredmom.com

Use alliteration to describe  
the picture in two words.



**CARD #6**

©themeasuredmom.com


Use alliteration to  
describe the picture.



**CARD #7**

©themeasuredmom.com


Use alliteration to describe  
the picture in two words.



**CARD #8**

©themeasuredmom.com

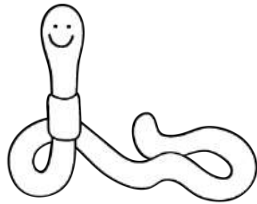
Use alliteration to describe  
the picture in two words.



**CARD #9**

©themeasuredmom.com

Use alliteration to describe the picture in two words.



**CARD #10**

©themeasuredmom.com

Use alliteration to describe the picture in two words.



**CARD #11**

©themeasuredmom.com


Use alliteration to describe the picture in two words.



**CARD #12**

©themeasuredmom.com


Use alliteration to describe the picture in two words.



**CARD #13**

©themeasuredmom.com


Use alliteration to describe the picture in two words.



**CARD #14**

©themeasuredmom.com

Use alliteration to describe the picture in two words.



**CARD #15**

©themeasuredmom.com

Use alliteration to describe the picture in two words.



**CARD #16**

©themeasuredmom.com

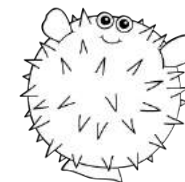
Use alliteration to describe the picture in two words.



**CARD #17**

©themeasuredmom.com

Use alliteration to describe the picture in two words.



**CARD #18**

©themeasuredmom.com

# Level 3


Students use alliteration to make a complete sentence using the two words on each card. Each sentence should have at least four words that begin with the same sound. If desired, students can record their sentences on the recording sheet.

Sample sentences:

“hungry horse” – The hungry horse had hay for dinner.

“funny frog” – I found a funny frog in the forest.

“busy bee” – The busy bee buzzed at the beehive.





Name \_\_\_\_\_

## Amazing Alliteration - recording sheet

Record the complete sentences that you create. Remember to include at least four words that begin with the same sound in each sentence!

This image shows a blank sheet of white paper with horizontal ruling lines. The lines are evenly spaced and run across the width of the page. There are no margins, text, or other markings on the paper.

Use the words in a sentence.  
Make sure it has at least 4 words  
that start with the same sound.



hungry horse

©themeasuredmom.com

Use the words in a sentence.  
Make sure it has at least 4 words  
that start with the same sound.



bouncy balloons

©themeasuredmom.com

Use the words in a sentence.  
Make sure it has at least 4 words  
that start with the same sound.



busy bee

©themeasuredmom.com

Use the words in a sentence.  
Make sure it has at least 4 words  
that start with the same sound.



big bus

©themeasuredmom.com

Use the words in a sentence.  
Make sure it has at least 4 words  
that start with the same sound.



pretty princess

©themeasuredmom.com

Use the words in a sentence.  
Make sure it has at least 4 words  
that start with the same sound.



funny frog

©themeasuredmom.com

Use the words in a sentence.  
Make sure it has at least 4 words  
that start with the same sound.



daring detective

©themeasuredmom.com

Use the words in a sentence.  
Make sure it has at least 4 words  
that start with the same sound.



beautiful butterfly

©themeasuredmom.com

Use the words in a sentence.  
Make sure it has at least 4 words  
that start with the same sound.



slow snail

©themeasuredmom.com

Use the words in a sentence.  
Make sure it has at least 4 words  
that start with the same sound.



magic mirror

©themeasuredmom.com

Use the words in a sentence.  
Make sure it has at least 4 words  
that start with the same sound.



hungry hen

©themeasuredmom.com

Use the words in a sentence.  
Make sure it has at least 4 words  
that start with the same sound.



cute cat

©themeasuredmom.com

Use the words in a sentence.  
Make sure it has at least 4 words  
that start with the same sound.



cranky crab

©themeasuredmom.com

Use the words in a sentence.  
Make sure it has at least 4 words  
that start with the same sound.



terrible tornado

©themeasuredmom.com


Use the words in a sentence.  
Make sure it has at least 4 words  
that start with the same sound.



greedy groundhog

©themeasuredmom.com

Use the words in a sentence.  
Make sure it has at least 4 words  
that start with the same sound.



dandy dolphin

©themeasuredmom.com

Use the words in a sentence.  
Make sure it has at least 4 words  
that start with the same sound.



dangerous dragon

©themeasuredmom.com

Use the words in a sentence.  
Make sure it has at least 4 words  
that start with the same sound.



plump pumpkin

©themeasuredmom.com

# Level 4

Students use alliteration to name a possible answer to each riddle. If they can't think of answer (or name an answer that doesn't make sense), the next player has a chance to try to answer the riddle. If correct, the other player may roll to move forward and then take his/her regular turn. If desired, have students record their answers on the recording sheet.

Answer the riddle with two words  
that begin with the same sound.

What do you call a chameleon  
who won't get a job?

CARD #1

## Possible Answers

1. lazy lizard
2. boring book
3. dirty dog
4. selfish sow
5. polite penguin
6. heavy hog
7. mean monkey
8. sneezing snake
9. tiny teacher
10. spoiled spaghetti
11. furious fish
12. damp dinosaur
13. careful carrot
14. nice nurse
15. brave broccoli
16. fancy flamingo
17. freezing frog
18. funny fawn

Name \_\_\_\_\_

# Amazing Alliteration recording sheet

If you are playing a partner game, you  
won't have an answer next to each number.

1. \_\_\_\_\_
2. \_\_\_\_\_
3. \_\_\_\_\_
4. \_\_\_\_\_
5. \_\_\_\_\_
6. \_\_\_\_\_
7. \_\_\_\_\_
8. \_\_\_\_\_
9. \_\_\_\_\_

10. \_\_\_\_\_
11. \_\_\_\_\_
12. \_\_\_\_\_
13. \_\_\_\_\_
14. \_\_\_\_\_
15. \_\_\_\_\_
16. \_\_\_\_\_
17. \_\_\_\_\_
18. \_\_\_\_\_

Answer the riddle with two words  
that begin with the same sound.

What do you call a chameleon  
who won't get a job?

**CARD #1**

©themeasuredmom.com

Answer the riddle with two words  
that begin with the same sound.

What do you call a story that  
isn't very interesting?

**CARD #2**

©themeasuredmom.com

Answer the riddle with two words  
that begin with the same sound.

What do you call a bulldog  
that rolled in the mud?

**CARD #3**

©themeasuredmom.com

Answer the riddle with two words  
that begin with the same sound.

What do you call a female  
pig that won't share her food?

**CARD #4**

©themeasuredmom.com

Answer the riddle with two words  
that begin with the same sound.

What do you call a black and white  
flightless bird that always says  
"please" and "thank you"?

**CARD #5**

©themeasuredmom.com

Answer the riddle with two words  
that begin with the same sound.

What do you call a pig that  
weighs 1,000 pounds?

**CARD #6**

©themeasuredmom.com

Answer the riddle with two words  
that begin with the same sound.

What do you call a baboon  
that isn't nice to his friends?

**CARD #7**

©themeasuredmom.com

Answer the riddle with two words  
that begin with the same sound.

What do you call a long, legless  
reptile that says "ah-choo"?

**CARD #8**

©themeasuredmom.com

Answer the riddle with two words  
that begin with the same sound.

What do you call an instructor who  
is only 5 inches tall?

**CARD #9**

©themeasuredmom.com

Answer the riddle with two words  
that begin with the same sound.

What do you call pasta that  
always gets what it wants and  
never has to do any chores?

**CARD #10**

Answer the riddle with two words  
that begin with the same sound.

What do you call an  
angry salmon?

**CARD #11**

Answer the riddle with two words  
that begin with the same sound.

What do you call a T-rex that  
sat in a puddle?

**CARD #12**

Answer the riddle with two words  
that begin with the same sound.

What do you call an orange  
vegetable that looks both ways  
before crossing the street?

**CARD #13**

Answer the riddle with two words  
that begin with the same sound.

What do you call a kind person  
who helps care for you  
in the hospital?

**CARD #14**

Answer the riddle with two words  
that begin with the same sound.

What do you call a small green,  
tree-like vegetable that  
fights dragons?

**CARD #15**

Answer the riddle with two words  
that begin with the same sound.

What do you call a tall pink bird  
wearing a glittery dress  
and a pearl necklace?

**CARD #16**

Answer the riddle with two words  
that begin with the same sound.

What do you call a very  
cold amphibian?

**CARD #17**

Answer the riddle with two words  
that begin with the same sound.

What do you call a baby deer  
that tells good jokes?

**CARD #18**