

# Editable fall spelling game

Please visit [themeasuredmom.com](https://www.themeasuredmom.com) to learn how to use this printable:

<https://www.themeasuredmom.com/free-editable-fall-spelling-game-grades-1-5/>

## Thank you for respecting our Terms of Use



*The unauthorized reproduction or distribution of a copyrighted work is illegal. Criminal copyright infringement, including infringement without monetary gain, is investigated by the FBI and is punishable by fines and federal imprisonment.*

- **YOU MAY** use this file for your own personal, non-commercial use.
- **YOU MAY** print as many copies as you'd like to use in your classroom, home, public library, or tutoring setting.
- **YOU MAY** download this file by visiting <https://www.themeasuredmom.com>.
- **YOU MAY** save this file on your computer.
- **YOU MAY** share the link to the web page where the printable can be found.
- **YOU MAY NOT** link directly to the pdf file. Instead, link to the web page where it can be downloaded.
- **YOU MAY NOT** alter this file or claim this file as your own.
- **YOU MAY NOT** sell or in any way profit from this file. It is also illegal to print this file and sell the printed copy.
- **YOU MAY NOT** use this or any other printable from The Measured Mom on Outschoool.
- **YOU MAY NOT** e-mail this file OR store it on any location where others can download it (Amazon Inspire, Dropbox, Facebook groups and forums, etc.). If you would like to use this file for distance learning, please contact us directly for permission at <https://www.themeasuredmom.com/contact/>.

**Clip art by Kate Hadfield & Ashley Hughes**



# Check out these resources from the shop!

## EDITABLE SIGHT WORD GAMES

150 SEASONAL GAMES

Follow the Path  
TIC-TAC-TOE  
SIGHT WORD BUMP  
SNAKES & LADDERS  
ROLL, READ & COVER

## SIGHT WORD practice mats

BUNDLE OF 220 SIGHT WORDS

Includes an editable mat!

SIGHT WORD practice mats Pre-Kindergarten  
SIGHT WORD practice mats Kindergarten  
SIGHT WORD practice mats First Grade  
SIGHT WORD practice mats Second Grade  
BUNDLE OF 220 SIGHT WORDS  
the measured mom

## MYSTERY PROBLEM SOLVING GAMES

PICTURES & CLUE CARDS FOR GR. 1-3

Guess the Mystery Ball  
Guess the Mystery Hat  
Guess the Mystery Balloon  
Guess the Mystery Slumber Party  
Guess the Mystery Drink

## NO-PREP MATH & LITERACY GAMES

120 GAMES STUDENTS CAN PLAY ALONE OR IN PAIRS

back bunk stuck hung crush bump  
jump  
drum  
What's the Start or Word?  
plug  
Which One Ends in...  
Addition Facts  
Find the End Paragraph

## HANDWRITING WORKSHEETS

GIANT BUNDLE OF 330 WORKSHEETS

Ball & Race  
Name  
Ee  
Dd  
Hh  
Aa  
the measured mom

# Find me here

**Blog:** <https://www.themeasuredmom.com/>

**Membership:** <https://membership.themeasuredmom.com/>

**Podcast:** <https://www.themeasuredmom.com/triplerteachingpodcast/>

**Teaching Every Reader course:** <https://www.teachingeveryreader.com/>

**Teaching Every Writer course:** <https://www.teachingeverywriter.com/>

**Facebook:** <https://www.facebook.com/themeasuredmom/>

**Pinterest:** <https://www.pinterest.com/themeasuredmom/>

**Instagram:** <https://www.instagram.com/themeasuredmom/>

**Contact:** <https://www.themeasuredmom.com/contact/>

## Printing trouble?

**If the file is printing strangely** (usually with extra black boxes), please download the free Adobe Reader to your computer. Open and print using that program. 99% of the time, this solves it!

You can get it here: <https://get.adobe.com/reader/>



# You're invited to join The Measured Mom Plus!

- our membership site for Pre-K to 3rd grade educators -



- ✓ **Save hours of time** with our one-click printable library. You'll find hundreds of math and literacy resources for Pre-K through third grade.
- ✓ Get **free no-print resources** that are perfect for at-home use and distance learning.
- ✓ Recharge your teaching with on-demand **video workshops and mini-courses** that you can watch 24/7.
- ✓ **Save 33% on all products from The Measured Mom Shop.**

[LEARN MORE](#)





# How to Use the Editable Cards at the End of the File

You can use the cards in two ways.

1 – Print the cards as is, and *write* in the words you want your students to practice.

2 – Type the words you want your students to practice, and then print the games.



**IMPORTANT: If you want to type in the words, you must follow this tutorial for it to work. Please follow all these steps before sending an email for troubleshooting.**

1 – To use the same font, go to Teachers Pay Teachers and log in (you can create an account for free if you don't have one). Download and install KG Primary Penmanship from Kimberly Geswein to your computer (free for personal use).

Teachers Pay Teachers: <https://www.teacherspayteachers.com/>

KG Primary Penmanship font: <https://www.teacherspayteachers.com/Product/KG-Primary-Penmanship-Lined-Font-Personal-Use-549115>

2 - Download this document to your computer. *Then* open with the most recent version of Adobe Reader. You can get Adobe Reader for free here: <https://get.adobe.com/reader/>

(Do not try to edit before you download the file, or you may not be able to see the editable fields.)

Click on and type the spelling words in the blue boxes.

3 – Save your work and print the game(s).

End



# Fall into Spelling


Start

Directions: On your turn, draw a game card. The player to your right should draw a spelling word card and read it to you so you can follow the instructions. If you spell the word correctly, follow the directions next to the happy face. If you spell the word wrong, follow the directions next to the sideways face. The first to END, wins!



Place the game cards HERE.

Place the spelling word cards HERE.



Spell the next spelling word aloud.



Move ahead 2 spaces.



Write the word correctly 3 times. Then move ahead 1 space.

Spell the next spelling word aloud. Then use it in a sentence.



Move ahead 4 spaces.




Write the word correctly 2 times. Then move ahead 1 space.

Spell the next spelling word aloud. Then use it in a sentence.



Move ahead 3 spaces.



Write the word correctly 2 times. Then move ahead 1 space.

Write the next spelling word on paper.



Write it with your eyes closed. Then move ahead 2 spaces.



Write the word correctly 2 times. Then move ahead 1 space.

Write the next spelling word on paper.




Move ahead 2 spaces.




Write the word correctly. Circle the tricky part(s). Then move ahead 1 space.

Write the next spelling word on paper.



Move ahead 2 spaces.



Write the word using stair step spelling. Move ahead 1 space.

w  
wo  
wor  
word

Spell the next spelling word aloud. Then use it in a sentence. Draw a picture of your sentence.



Move ahead 4 spaces.



Write the word correctly 2 times. Move ahead 1 space.

Look at the next spelling word. Read the word aloud. Then say all the letters. Now flip it over and write it.



Move ahead 2 spaces.




Write the word correctly 1 time. Move ahead 1 space.



















Spell the next spelling word aloud using your best robot voice.



Move ahead 2 spaces.



Write the word correctly 2 times. Move ahead 1 space.

<p>Spell the next spelling word aloud.</p> <p> Move ahead 2 spaces.</p> <p>Have another player write the word with blanks for two of the letters. Fill them in. Move ahead 1 space.</p> <p></p>	<p>Spell the next spelling word aloud. Then use it in a sentence.</p> <p> Move ahead 3 spaces.</p> <p>Have another player write the word with all the letters mixed up. Use the scrambled word to help you write it correctly. Then go ahead 1.</p> <p></p>	<p>Spell the next spelling word aloud.</p> <p> Move ahead 2 spaces.</p> <p> Write the word correctly 2 times. Then move ahead 2 spaces.</p>
<p>Write the next spelling word on paper.</p> <p> Draw a picture to illustrate the word. Then move ahead 3.</p> <p> Write the word correctly. Trace the tricky part(s) with a red pen or marker. Then move ahead 2 spaces.</p>	<p>Another player should write the word 3 ways. Only one should be correct. Choose the correct spelling.</p> <p> Move ahead 1 space.</p> <p> Copy the correct spelling 2 times. Then move ahead 1 space.</p>	<p>Rip a piece of paper into scraps (or grab small sticky notes). Write the word, one letter per piece.</p> <p> Move ahead 2 spaces.</p> <p> Do the activity again, using the spelling word card to help you spell correctly. Move ahead 1 space.</p>
<p>Spell the next spelling word aloud. Then use it in a sentence. Draw a picture of your sentence.</p> <p> Move ahead 4 spaces.</p> <p> Write the word correctly 3 times. Then move ahead 2 spaces.</p>	<p>Write the next spelling word on paper.</p> <p> Write the word with stair spelling. Move ahead 2.</p> <p> Write the word using stair step spelling. Move ahead 1.</p> <p style="text-align: right;">w wo wor word</p>	<p>Spell the next spelling word aloud. Then use it in a sentence.</p> <p> Move ahead 3 spaces.</p> <p> Write the word correctly 2 times. Then move ahead 1 space.</p>

