

Literature Circle Freebies

Please visit [themeasuredmom.com](https://www.themeasuredmom.com) to learn how to use this printable:

<https://www.themeasuredmom.com/how-to-get-started-with-literature-circles/>

Thank you for respecting our Terms of Use



The unauthorized reproduction or distribution of a copyrighted work is illegal. Criminal copyright infringement, including infringement without monetary gain, is investigated by the FBI and is punishable by fines and federal imprisonment.

- **YOU MAY** use this file for your own personal, non-commercial use.
- **YOU MAY** print as many copies as you'd like to use in your classroom, home, public library, or tutoring setting.
- **YOU MAY** download this file by visiting <https://www.themeasuredmom.com>.
- **YOU MAY** save this file on your computer.
- **YOU MAY** share the link to the web page where the printable can be found.
- **YOU MAY NOT** link directly to the pdf file. Instead, link to the web page where it can be downloaded.
- **YOU MAY NOT** alter this file or claim this file as your own.
- **YOU MAY NOT** sell or in any way profit from this file. It is also illegal to print this file and sell the printed copy.
- **YOU MAY NOT** use this or any other printable from The Measured Mom on Outschool.
- **YOU MAY NOT** e-mail this file OR store it on any location where others can download it (Amazon Inspire, Dropbox, Facebook groups and forums, etc.). If you would like to use this file for distance learning, please contact us directly for permission at <https://www.themeasuredmom.com/contact/>.

Credits


Ninja Woman Clip Art Studio, Kate
Hadfield, Teachers Resource Force &
Teaching in the Tongass




Check out these resources from the shop!

READING RESPONSE SHEETS

for grades 1-3



PLUS LEVELED BOOK LISTS FOR EARLY CHAPTER BOOK SERIES




the measured mom

READING COMPREHENSION

Passages with Text-Based Questions

Famous People



Sacagawea
Sacagawea (Sakaw,juh-WEH-oh) was a Native member of the Shoshone (Shaw-SHOW-neh). As a young girl, Sacagawea led a normal life. She wore traditional Shoshone clothing, including dresses and moccasins, and collected wood. She was very smart and very soon...


Frederick Douglass
Frederick Douglass was born a slave in Maryland in 1818. He was only 7 years old when he was sold to a white man. He had only a few years of school. He was very smart and very soon...

Thomas Jefferson
Thomas Jefferson was born on April 13, 1793. As a boy, he loved to go fishing. But he also loved to read. He became a lawyer and a politician. He was one of the Founding Fathers of the United States.

Helen Keller
Helen Keller was born in 1880. She became blind and deaf at the age of 19 months. She learned to read and write. She became a famous author and a social activist.

READER'S THEATER SCRIPTS

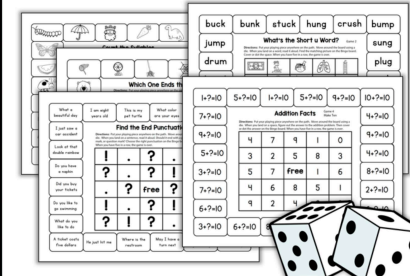
10 FAVORITE TALES FOR GRADES 1-3



the measured mom

NO-PREP MATH & LITERACY GAMES

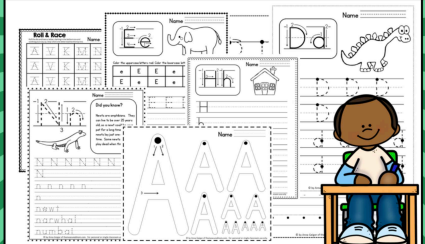
120 GAMES STUDENTS CAN PLAY ALONE OR IN PAIRS



the measured mom

HANDWRITING WORKSHEETS

GIANT BUNDLE OF 330 WORKSHEETS



the measured mom

Find me here

Blog: <https://www.themeasuredmom.com/>

Membership: <https://membership.themeasuredmom.com/>

Podcast: <https://www.themeasuredmom.com/triplerteachingpodcast/>

Teaching Every Reader course: <https://www.teachingeveryreader.com/>

Teaching Every Writer course: <https://www.teachingeverywriter.com/>

Facebook: <https://www.facebook.com/themeasuredmom/>

Pinterest: <https://www.pinterest.com/themeasuredmom/>

Instagram: <https://www.instagram.com/themeasuredmom/>

Contact: <https://www.themeasuredmom.com/contact/>

Printing trouble?

If the file is printing strangely (usually with extra black boxes), please download the free Adobe Reader to your computer. Open and print using that program. 99% of the time, this solves it!

You can get it here: <https://get.adobe.com/reader/>



You're invited to join The Measured Mom Plus!

- our membership site for Pre-K to 3rd grade educators -




- ✓ **Save hours of time** with our one-click printable library. You'll find hundreds of math and literacy resources for Pre-K through third grade.
- ✓ Get **free no-print resources** that are perfect for at-home use and distance learning.
- ✓ Recharge your teaching with on-demand **video workshops and mini-courses** that you can watch 24/7.
- ✓ **Save 33% on all products from The Measured Mom Shop.**

[LEARN MORE](#)



Let's Talk!




I HAVE SOMETHING TO SAY

- I think ...
- I wonder ...
- I noticed ...
- I thought it was interesting when ...
- I was surprised when ...
- I disagree because ...
- I'd like to add that ...
- Another example is ...
- What you said made me think about ...

TELL ME MORE

- Why do you think ...
- Could you explain that more?
- I don't understand what you mean ...
- I'm confused about ...

Let's Talk!




I HAVE SOMETHING TO SAY

- I think ...
- I wonder ...
- I noticed ...
- I thought it was interesting when ...
- I was surprised when ...
- I disagree because ...
- I'd like to add that ...
- Another example is ...
- What you said made me think about ...

TELL ME MORE

- Why do you think ...
- Could you explain that more?
- I don't understand what you mean ...
- I'm confused about ...

Let's Talk!




I HAVE SOMETHING TO SAY

- I think ...
- I wonder ...
- I noticed ...
- I thought it was interesting when ...
- I was surprised when ...
- I disagree because ...
- I'd like to add that ...
- Another example is ...
- What you said made me think about ...

TELL ME MORE

- Why do you think ...
- Could you explain that more?
- I don't understand what you mean ...
- I'm confused about ...

Discussion Prompts for Book Talks



START A DISCUSSION

- I think ...
- I wonder ...
- I noticed ...
- I thought it was interesting when ...
- I was surprised when ...

ASK TO HEAR MORE

- Tell more about ...
- What do you mean by ...
- Why do you think ...
- Could you explain that more?
- Can you give an example from the text?
- I don't understand what you mean ...
- I'm confused about ...


POLITELY DISAGREE

- I disagree because ...
- I have a different opinion because ...
- Actually, I think the author meant ...

ADD TO WHAT'S BEEN SAID

- I'd like to add that ...
- Another example is ...
- What you said made me think about ...

Discussion Prompts for Book Talks



START A DISCUSSION

- I think ...
- I wonder ...
- I noticed ...
- I thought it was interesting when ...
- I was surprised when ...

ASK TO HEAR MORE

- Tell more about ...
- What do you mean by ...
- Why do you think ...
- Could you explain that more?
- Can you give an example from the text?
- I don't understand what you mean ...
- I'm confused about ...


POLITELY DISAGREE

- I disagree because ...
- I have a different opinion because ...
- Actually, I think the author meant ...

ADD TO WHAT'S BEEN SAID

- I'd like to add that ...
- Another example is ...
- What you said made me think about ...

Discussion Prompts for Book Talks



START A DISCUSSION

- I think ...
- I wonder ...
- I noticed ...
- I thought it was interesting when ...
- I was surprised when ...

ASK TO HEAR MORE

- Tell more about ...
- What do you mean by ...
- Why do you think ...
- Could you explain that more?
- Can you give an example from the text?
- I don't understand what you mean ...
- I'm confused about ...

POLITELY DISAGREE


- I disagree because ...
- I have a different opinion because ...
- Actually, I think the author meant ...

ADD TO WHAT'S BEEN SAID

- I'd like to add that ...
- Another example is ...
- What you said made me think about ...

Name _____ Book _____

Get Ready for Your Book Talk



Use sticky notes to mark at least three interesting parts of the book. Write a note to help you remember what you want to talk about.

- Did it make you wonder?
- Did it make you laugh?
- Did it confuse you?
- Did it remind you of something?



What are two vocabulary words from the text that you wonder about?


Are you ready?

I read the book alone or with a helper.

I marked the parts I want to share.

Name _____ Book _____

Get Ready for Your Book Talk



Use sticky notes to mark at least three interesting parts of the book. Write a note to help you remember what you want to talk about.

- Did it make you wonder?
- Did it make you laugh?
- Did it confuse you?
- Did it remind you of something?



What are two vocabulary words from the text that you wonder about?


Are you ready?

I read the book alone or with a helper.

I marked the parts I want to share.

Name _____ Book _____ Assigned Pages _____

Get Ready for Your Book Talk



Use sticky notes to mark at least three interesting passages in the book. On each sticky note, write why you want to talk about it.

- Did it make you wonder?
- Did it make you laugh?
- Did it confuse you?
- Was it your favorite part?
- Did it remind you of something?




What are three vocabulary words from the text that you wonder about?

Are you ready?

- I finished the assigned reading. I marked the parts I want to share.

Name _____ Book _____ Assigned Pages _____

Get Ready for Your Book Talk



Use sticky notes to mark at least three interesting passages in the book. On each sticky note, write why you want to talk about it.

- Did it make you wonder?
- Did it make you laugh?
- Did it confuse you?
- Was it your favorite part?
- Did it remind you of something?



What are three vocabulary words from the text that you wonder about?

Are you ready?

- I finished the assigned reading. I marked the parts I want to share.



BOOK CLUB SELF-ASSESSMENT



Name: _____ Group: _____

Book: _____

How did my group do?

Did we get started within one minute?




Were all of us prepared for the meeting?



Did all of us participate in the discussion?



Did we use kind and respectful voices?



Did we stay focused on the book?



How did I do?

Did I give my best attention when others were speaking?



Did I respond to other members' ideas?



Did I ask questions to help me understand others' ideas?



Did I share interesting parts of the book and explain why I chose them?



Next time I will work at ...



BOOK CLUB SELF-ASSESSMENT



Name: _____ Group: _____

Book: _____

How did my group do?

We got started in one minute.



All of us did the assignment.



All of us talked about the book.



We used kind voices.



We kept our discussion focused on the book.




How did I do?

I gave my best attention when others were talking.



I responded to other people's ideas.



I asked questions about other people's ideas.



I shared interesting parts of the book.



Next time I will work at ...
