

# I Spy Picture Mats

Please visit [themeasuredmom.com](https://www.themeasuredmom.com) to learn how to use this printable:

<https://www.themeasuredmom.com/build-vocabulary-i-spy-picture-mats/>

## Thank you for respecting our Terms of Use



*The unauthorized reproduction or distribution of a copyrighted work is illegal. Criminal copyright infringement, including infringement without monetary gain, is investigated by the FBI and is punishable by fines and federal imprisonment.*

- **YOU MAY** use this file for your own personal, non-commercial use.
- **YOU MAY** print as many copies as you'd like to use in your classroom, home, public library, or tutoring setting.
- **YOU MAY** download this file by visiting <https://www.themeasuredmom.com>.
- **YOU MAY** save this file on your computer.
- **YOU MAY** share the link to the web page where the printable can be found.
- **YOU MAY NOT** link directly to the pdf file. Instead, link to the web page where it can be downloaded.
- **YOU MAY NOT** alter this file or claim this file as your own.
- **YOU MAY NOT** sell or in any way profit from this file. It is also illegal to print this file and sell the printed copy.
- **YOU MAY NOT** use this or any other printable from The Measured Mom on Outschoool.
- **YOU MAY NOT** e-mail this file OR store it on any location where others can download it (Amazon Inspire, Dropbox, Facebook groups and forums, etc.). If you would like to use this file for distance learning, please contact us directly for permission at <https://www.themeasuredmom.com/contact/>.

## Credits

Images via iStock. Used with permission.



# Check out these resources from the shop!

## LETTER OF THE WEEK

### CURRICULUM FOR PRESCHOOL



## Preschool Math Curriculum

### SIMPLE ACTIVITIES FOR HOME



## NURSERY RHYME PACK

### CONCEPTS OF PRINT FOR PRE-K & K



## A-Z LETTER & PHOTO CARDS

### WITH REAL PHOTOS



## ALPHABET GAMES & ACTIVITIES

### INCLUDES EDITABLE GAMES



# Find me here

**Blog:** <https://www.themeasuredmom.com/>

**Membership:** <https://membership.themeasuredmom.com/>

**Podcast:** <https://www.themeasuredmom.com/triplerteachingpodcast/>

**Teaching Every Reader course:** <https://www.teachingeveryreader.com/>

**Teaching Every Writer course:** <https://www.teachingeverywriter.com/>

**Facebook:** <https://www.facebook.com/themeasuredmom/>

**Pinterest:** <https://www.pinterest.com/themeasuredmom/>

**Instagram:** <https://www.instagram.com/themeasuredmom/>

**Contact:** <https://www.themeasuredmom.com/contact/>

## Printing trouble?

**If the file is printing strangely** (usually with extra black boxes), please download the free Adobe Reader to your computer. Open and print using that program. 99% of the time, this solves it!

You can get it here: <https://get.adobe.com/reader/>



# You're invited to join The Measured Mom Plus!

- our membership site for Pre-K to 3rd grade educators -




- ✓ **Save hours of time** with our one-click printable library. You'll find hundreds of math and literacy resources for Pre-K through third grade.
- ✓ Get **free no-print resources** that are perfect for at-home use and distance learning.
- ✓ Recharge your teaching with on-demand **video workshops and mini-courses** that you can watch 24/7.
- ✓ **Save 33% on all products from The Measured Mom Shop.**

[LEARN MORE](#)





# I SPY Farm Animals



For the Teacher or Parent

©Anna Geiger – themeasuredmom.com

## Level 1

Name the animals one by one. Mix them up.

I spy ...

a pig, goat, duck, rooster, sheep, horse, goose, chicken, cow

## Level 2

Mix in animal noises with your clues.

- I spy an animal that says "oink."
- Find the goose.
- Which animal says "Moo?" etc.

## Level 3


Include clues about animal facts.

- This animal eats slop.
- Find an animal that lays eggs.
- I spy an animal that can pull a wagon. etc.

## Level 4

Include clues about animal babies.

- I spy an animal whose baby is called a calf.
- This animal's baby is called a chick.



For the Teacher or Parent

©Anna Geiger – [themeasuredmom.com](http://themeasuredmom.com)

## Level 1

Name the animals one by one. Mix them up.

I spy ...

a cat, goldfish, turtle,  
bird, rabbit, dog,  
hamster, frog

## Level 2

Mix in animal noises with your clues.

- I spy an animal that says "woof."
- Find the rabbit.
- Which animal says "Meow?"  
etc.

## Level 3


Include clues about animal facts.

- This animal likes to eat mice.
- This animal has a hard shell.
- This animal can hop really far.

## Level 4

Include clues about animal babies.

- This animal's babies start as eggs. Then they hatch and are called tadpoles.
- This animal has babies called puppies.  
etc.



For the Teacher or Parent

©Anna Geiger – [themeasuredmom.com](http://themeasuredmom.com)

## Level 1

Have your learner cover vegetables by their color.

- I spy a red vegetable.
- I spy four green vegetables. Can you cover them all?  
etc.

## Level 2

Name the vegetables one by one. Mix them up.

I spy ...

a pumpkin, green beans, broccoli, carrots, lettuce, tomatoes, cauliflower, zucchini

## Level 3


Include clues about how we eat the vegetables.

- I spy a vegetable that you can put in a pie.
- I spy a vegetable that you like to eat raw.  
etc.

## Level 4

Include clues about parts of plants.

- I spy a vegetable that is the leaf of a plant.
- I spy a vegetable that is the flower of a plant.  
etc.



For the Teacher or Parent

©Anna Geiger - [themeasuredmom.com](http://themeasuredmom.com)

## Level 1

Have your learner cover vegetables by their color.

- I spy a red vegetable.
- I spy four green vegetables. Can you cover them all?  
etc.

## Level 2

Name the vegetables one by one. Mix them up.

I spy ...

asparagus, corn, a potato, celery, cucumber, onion, peas, and a pepper.

## Level 3

Include clues about how we eat the vegetables.

- I spy a vegetable that we sometimes eat on a cob.
- I spy a vegetable that can be turned into a pickle.
- I spy a vegetable that we can use to make french fries.

## Level 4

Include clues about parts of plants.

- I spy two vegetables that grow underground.
- I spy a vegetable that is actually the seed of a plant.





For the Teacher or Parent

©Anna Geiger – [themeasuredmom.com](http://themeasuredmom.com)

## Level 1

Have your learner cover fruits by their color.

- I spy two green fruits.
- I spy a fruit that is pink on the inside.

## Level 2

Name the fruits one by one. Mix them up.

I spy ...

a kiwi, a peach, raspberries, cherries, grapefruit, lemon, a pear, pineapple

## Level 3

Include clues about how we eat the fruits.


- You can use this fruit to make lemonade.
- This fruit grows on bushes.
- Find a fruit whose peel you can eat.

## Level 4

Include clues about the size of the fruit.

- I spy the largest fruit.
- I spy a fruit that's bigger than an orange.
- I spy a fruit that's about the size of a grape.





For the Teacher or Parent

©Anna Geiger – [themeasuredmom.com](http://themeasuredmom.com)

## Level 1

Have your learner cover fruits by their color.

- I spy two green fruits.
- I spy an orange fruit.
- I spy a purple fruit.

## Level 2

Name the fruits one by one. Mix them up.

I spy ...

a strawberry, a banana, blueberries, an apple, an orange, grapes, a plum, watermelon

## Level 3

Include clues about how we eat the fruits.

- You have to peel this fruit before you can eat it.
- You can put this fruit in pancakes.
- This fruit is often squeezed to make juice.

## Level 4

Include clues about the size of the fruit.

- Before you cut it, this fruit is usually bigger than your head.
- This fruit is smaller than a grapefruit but bigger than a tangerine.