


# HIGH FREQUENCY WORD PRACTICE MATS

INCLUDES MATS FOR 240 WORDS

... plus an editable mat!



# PREVIEW

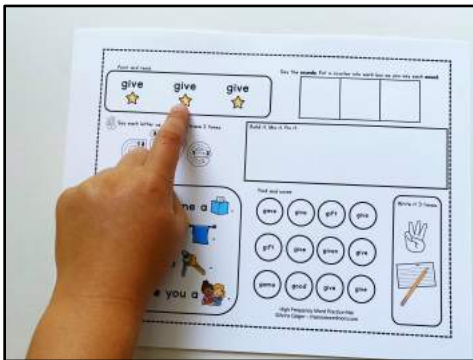
# High Frequency Words in ABC order

Click on the word and immediately JUMP to the page you want to print!


a	by	funny	jump	one	sit	two
about	call	gave	just	only	six	under
after	came	get	keep	open	sleep	up
again	can	girl	kind	or	small	upon
all	carry	give	know	other	so	us
along	clean	go	laugh	our	some	use
always	cold	goes	let	out	soon	very
am	come	going	light	over	start	walk
an	could	good	like	own	stop	want
and	cut	got	little	people	such	warm
animal	did	great	live	pick	sure	was
any	do	green	long	play	take	wash
are	does	grow	look	please	tell	we
around	done	had	made	pretty	ten	well
as	don't	has	make	pull	thank	went
ask	down	have	many	put	that	were
at	draw	he	may	ran	the	what
ate	drink	help	me	read	their	when
away	each	her	more	red	them	where
be	eat	here	most	ride	then	which
because	eight	him	move	right	there	while
been	every	his	much	round	these	white
before	fall	hold	must	run	they	who
best	far	hot	my	said	thing	why
better	fast	house	myself	saw	think	will
big	find	how	never	say	this	wish
black	first	hurt	new	school	those	with
blue	five	I	no	see	three	work
both	fly	if	not	seven	through	would
boy	for	in	now	shall	to	write
bring	found	into	of	she	today	yellow
brown	four	is	off	should	together	yes
but	friend	it	old	show	too	you
buy	from	its	on	sing	try	your
	full		once			

# How to use


Print the mats and laminate if desired. Students may use them for hands-on, focused practice with 240 high frequency words.



Learners point to each word as they read aloud.




Learners use manipulatives to count the sounds (phonemes) in the word.



Learners use a finger to trace the letters as they name each one aloud.



Learners use magnetic letters or letter tiles to build the word, mix it up, and build it again.



Learners read the word in four sentences.



Learners use clear gems or another small manipulative to find and cover the word six times.

\*Finally, students write the word three times on a dry erase board or piece of paper.

Point and read.

give



give



give

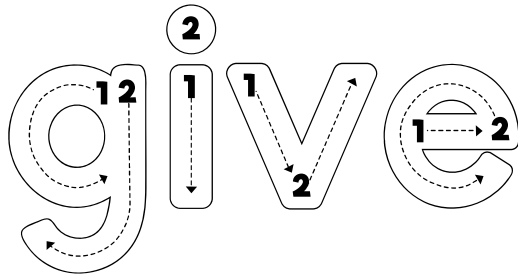


Say the **sounds**. Put a counter into each box as you say each **sound**.

--	--	--



Say each letter as you finger trace 3 times.



Build it. Mix it. Fix it.

Read the sentences.

Please give me a  .

Give me that  .

Give me the  .

I will give you a  .

Find and cover.

gave	give	gift	give
gift	give	given	give
game	good	give	give

Write it 3 times.



Point and read.

give



give



give

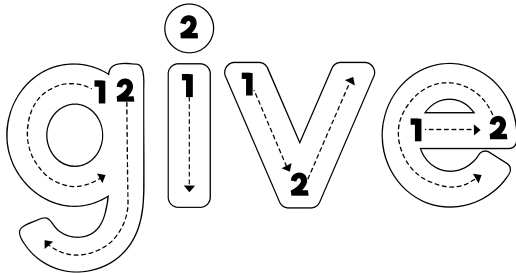


Say the **sounds**. Put a counter into each box as you say each **sound**.

--	--	--



Say each letter as you finger trace 3 times.




Build it. Mix it. Fix it.

Read the sentences.













Please give me a  .

Give me that  .

Give me the  .

I will give you a  .

Find and cover.

Write it 3 times.

