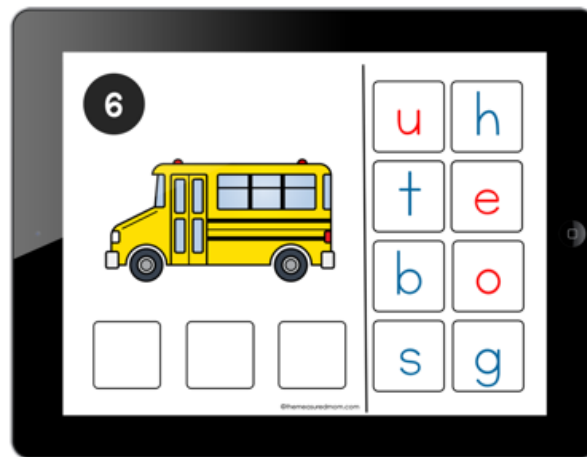


Thank you for checking out this product preview!

CVC WORD BUILDING

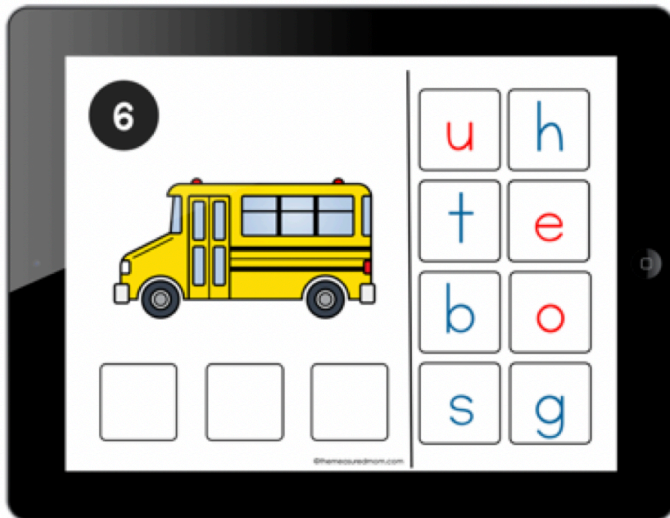
INCLUDES BOTH DIGITAL AND PRINT OPTIONS



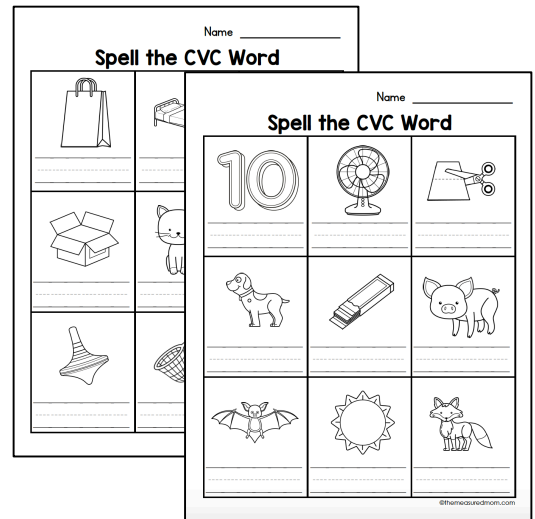
PRINT THE WORKSHEETS OR USE THE DIGITAL RESOURCE WITH GOOGLE SLIDES™



This product from The Measured Mom® comes in two different versions:



Google Slides presentation



Printable worksheets


When you purchase, you have the option of printing the worksheets and/or using the digital version with Google Slides. The file includes specific instructions for using the digital version.

The digital version includes 20 slides with the following instructions:

DIRECTIONS

1. Look at the picture and name it.
2. Drag letters from the right side to build the word.

6



u	h
t	e
b	o
s	g

□ □ □










©themaximum.com

If you're doing this activity on an iPad, remember to click the tile ONCE to make it moveable. When you drag it, try not to click on the tiny squares. If the tile changes shape, click the undo button and try again.

The print version includes 2 printable worksheets.

Name _____









Spell the CVC Word

©themaximum.com

Name _____

Spell the CVC Word

10		
		
		

©themaximum.com